



Buddy Racing

Sorted on best lap time

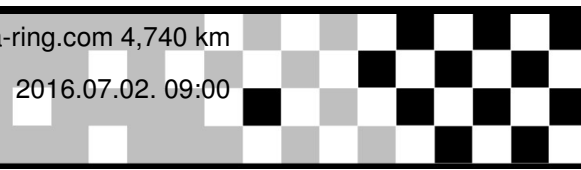
02.07.2016

www.pannonia-ring.com 4,740 km

Freies Training Gr. A+B+C+D

2016.07.02. 09:00

Practice started at 9:00:00



Pos	No.	Name	Nat.	Motorrad	Best Tm	Diff	Gap	Class	Gruppe
1	36	Richard JEITLER	AUT	Yamaha R6	2:00.945			SSP600	D
2	91	Julian TRUMMER	AUT	Yamaha R6	2:01.414	0.469	0.469	SSP600	D
3	227	Andreas BURGSCACHNER	AUT	BMW S 1000RR	2:02.278	1.333	0.864	SBK1000	D
4	177	Michael DOHR	AUT	Aprilia RSV4RR	2:02.880	1.935	0.602	SBK1000	D
5	45	Raphael FEHR	SUI	Yamaha R1	2:03.509	2.564	0.629	SBK1000	D
6	69	Aaron HALTINER	SUI	Yamaha R1	2:04.228	3.283	0.719	SBK1000	D
7	110	Martin MARKON	AUT	BMW S 1000RR	2:04.950	4.005	0.722	SBK1000	D
8	112	Martin FANDLER	AUT	Suzuki GSX-R1000	2:05.040	4.095	0.090	SBK1000	D
9	92	Markus MÜLLER	GER	Yamaha R6	2:05.452	4.507	0.412	SSP600	D
10	26	Benjamin VUCAK	SLO	Yamaha R1	2:05.680	4.735	0.228	SBK1000	D
11	81	Christoph PFEIFFER	AUT	Ducati 1098 S	2:05.991	5.046	0.311	V2	D
12	73	Thomas LUKAS	AUT	Suzuki GSX-R1000	2:06.150	5.205	0.159	SBK1000	D
13	77	Christian SCHMIDT	GER	Yamaha R6	2:06.737	5.792	0.587	SSP600	D
14	25	Alexander PUMBERGER	AUT	Suzuki GSX-R1000	2:06.948	6.003	0.211	SBK1000	C
15	277	Stefan WEISSENBERGER	AUT	Yamaha R1	2:07.147	6.202	0.199	SBK1000	C
16	41	Tobias METZELER	GER	Suzuki GSX-R750	2:07.754	6.809	0.607	SSP600	C
17	93	Martin DIETSCH	SUI	Honda SC59	2:08.259	7.314	0.505	SBK1000	D
18	408	Markus PROMBERGER	AUT	Honda CBR 600	2:08.385	7.440	0.126	SSP600	D
19	16	Jürgen KREINER	AUT	Aprilia RS4	2:08.481	7.536	0.096	SBK1000	D
20	78	Saso VIDA	SLO		2:08.553	7.608	0.072	SBK1000	
21	28	Klaus STEINEDER	AUT	Yamaha R1	2:08.748	7.803	0.195	SBK1000	C
22	136	Jan RÜCKL	AUT	Ducati Panigale 1199	2:08.754	7.809	0.006	V2	D
23	58	Kevin HÖNIGES	GER	Suzuki GSX-R1000	2:09.688	8.743	0.934	SBK1000	C
24	86	Werner TUSCHER	AUT	BMW S 1000RR	2:10.222	9.277	0.534	SBK1000	D
25	23	Alex RADL	AUT	Aprilia RSV4RR	2:10.315	9.370	0.093	SBK1000	C
26	67	Richard REZNICEK	AUT	Aprilia Tuono 1100	2:10.653	9.708	0.338	SBK1000	D
27	337	Stefan ASSEG	AUT	BMW S 1000RR	2:10.833	9.888	0.180	SBK1000	C
28	69*	Marc ENGELMANN	LUX	Honda CBR 1000RR	2:11.502	10.557	0.669	SBK1000	D
29	336	Benjamin BICHLER	GER	Yamaha R6	2:11.547	10.602	0.045	SSP600	C
30	152	Robert RANFTL	AUT	Suzuki GSX-R1000	2:12.086	11.141	0.539	SBK1000	C
31	44	Gyula MEILINGER	HUN	Honda CBR 600RR	2:12.628	11.683	0.542	SSP600	C
32	6	Werner MÜLLER	GER	BMW S 1000RR	2:13.082	12.137	0.454	SBK1000	D
33	822	Alexander ROHNER	SUI	Yamaha R1	2:13.165	12.220	0.083	SBK1000	C
34	9	Johannes MESCHNARK	AUT	Kawasaki ZX10R	2:13.415	12.470	0.250	SBK1000	D
35	716	Albert LERNER	AUT	Aprilia RSV4RR	2:13.771	12.826	0.356	SBK1000	C
36	202	Herbert Franz LEBLER	AUT	Honda CBR 600RR	2:14.008	13.063	0.237	SSP600	C
37	88	Jean-Luc PALLUCE	LUX	KTM	2:14.316	13.371	0.308	V2	C
38	71	Ernst TEFERNER	AUT	BMW S 1000RR	2:14.616	13.671	0.300	SBK1000	C
39	469	Marcus HUMMEL	GER	BMW S 1000RR	2:14.775	13.830	0.159	SBK1000	C
40	236	Tobias SCHNEIDER	GER	Yamaha R6	2:17.327	16.382	2.552	SSP600	B
41	7	Franz KICKENWEIZ	AUT		2:17.366	16.421	0.039	SBK1000	
42	711	Dominik TAFERNER	AUT	Ducati Panigale 899	2:17.758	16.813	0.392	V2	C
43	89	Vincent SIEVERS	GER	Suzuki GSX-R600	2:18.092	17.147	0.334	SSP600	B

Type Text

Chief of Timing & Scoring: György Lakatos

Orbits

Race Director





Buddy Racing

Sorted on best lap time


02.07.2016

www.pannonia-ring.com 4,740 km

Freies Training Gr. A+B+C+D

2016.07.02. 09:00

Practice started at 9:00:00



Pos	No.	Name	Nat.	Motorrad	Best Tm	Diff	Gap	Class	Gruppe
44	719	Markus BESENDORFER	GER	Suzuki GSX-R600	2:18.753	17.808	0.661	SSP600	C
45	694	Manfred KROPP	AUT		2:19.092	18.147	0.339	SBK1000	
46	484	Andreas SCHOCH	GER	Ducati Panigale 1299	2:19.095	18.150	0.003	V2	C
47	117	Adolf ADRIAN	GER	Suzuki GSX-R1000	2:19.168	18.223	0.073	SBK1000	B
48	141	Johanin PLANK	AUT	Yamaha R6	2:19.510	18.565	0.342	SSP600	C
49	90	Erwin UNTERWEGER	AUT	Honda CBR 600RR	2:19.763	18.818	0.253	SSP600	B
50	1	Manfred PRIBAS	AUT	Ducati Panigale 1199	2:19.909	18.964	0.146	V2	B
51	691	Philipp KULMER	AUT	Yamaha FZR 1000	2:19.954	19.009	0.045	SBK1000	B
52	159	Karlheinz KRIZANIC	AUT	Suzuki GSX-R1000	2:20.020	19.075	0.066	SBK1000	B
53	343	Wolfgang PUTZ	AUT	Yamaha R1	2:20.368	19.423	0.348	SBK1000	B
54	*78	Wolfgang REICHL	AUT	Triumph Daytona 955	2:21.805	20.860	1.437	SBK1000	B
55	76	Stephan BÖHM	GER	Suzuki GSX-R1000	2:21.971	21.026	0.166	SBK1000	B
56	258	Heimo RESTNER	AUT	Ducati 848	2:22.364	21.419	0.393	V2	C
57	70	Martin SCHANZ	GER	Ducati 1198 SP	2:23.013	22.068	0.649	V2	B
58	4	Andreas DANNINGER	AUT	BMW S 1000RR	2:23.089	22.144	0.076	SBK1000	B
59	191	Manuel DAHLHOF	GER	Yamaha R1	2:23.800	22.855	0.711	SBK1000	A
60	*77	Christian HÄCKER	GER	Suzuki GSX-R1000	2:23.803	22.858	0.003	SBK1000	A
61	72	Alexander TRABY	AUT	Kawasaki ZX10R	2:23.905	22.960	0.102	SBK1000	
62	269	Patrick MARZINGER	AUT	Suzuki GSX-R600	2:24.051	23.106	0.146	SSP600	A
63	140	Thomas BAUMGARTNER	AUT	Yamaha R6	2:24.615	23.670	0.564	SSP600	B
64	50	Robert WENZEL		BMW S 1000RR	2:25.108	24.163	0.493	SBK1000	B
65	913	Christina FUCHS	AUT	BMW S 1000RR	2:25.517	24.572	0.409	SBK1000	A
66	13	Ingrid HÜBL	AUT	BMW S 1000RR	2:25.629	24.684	0.112	SBK1000	A
67	33	Michael HEGEDÜS	AUT	Yamaha R1	2:25.676	24.731	0.047	SBK1000	A
68	46	Christian RAUH	GER	Ducati 999	2:25.822	24.877	0.146	V2	B
69	463	Kerstin LATZENHOFER	AUT	BMW S 1000RR	2:26.063	25.118	0.241	SBK1000	A
70	17	Kerstin KRIMBACHER	AUT	Honda SC57	2:26.137	25.192	0.074	SBK1000	A
71	42	Lennart ULBEL	AUT	Yamaha R6	2:26.818	25.873	0.681	SSP600	C
72	59	Rolf NEUBERT	GER	Yamaha TRX	2:26.914	25.969	0.096	V2	B
73	273	Günther LORENZ		Honda CBR 1000	2:27.405	26.460	0.491	SBK1000	B
74	39	Christoph JOBST	GER	Triumph Street Triple R	2:27.540	26.595	0.135	SSP600	A
75	265	Thomas LUX	AUT	Yamaha R1	2:27.665	26.720	0.125	SBK1000	A
76	666	Wolfgang RIESSBERGER	AUT	EBR 1190 RX	2:27.857	26.912	0.192	V2	???
77	126	Amir FAJKOVIC	GER	Yamaha R6	2:27.990	27.045	0.133	SSP600	B
78	880	Ljubisa MILANKOVIC	AUT	Honda CBR 1000	2:30.163	29.218	2.173	SBK1000	A
79	675	Andreas RÖDIG	GER	Triumph Daytona	2:30.273	29.328	0.110	SSP600	???
80	8	Sigi PRENER	AUT	Honda CBR 1000	2:30.676	29.731	0.403	SBK1000	B
81	55	Stefan JÄGER	AUT	Kawasaki ZX600P	2:30.771	29.826	0.095	SSP600	A
82	97	Klaus BUCHER	AUT	Kawasaki Z1000SX	2:31.039	30.094	0.268	SBK1000	A
83	18	Patrick FILLA	AUT	Honda Hornet	2:33.015	32.070	1.976	SSP600	A
84	911	Melanie SPRACHOWITZ	AUT	Yamaha R6	2:33.504	32.559	0.489	SSP600	A
85	11	Christian REISENBICHLER	AUT	Ducati Panigale 1199	2:33.949	33.004	0.445	V2	A
86	80	Roland OZMEC	AUT	Suzuki GSX-R1000	2:34.188	33.243	0.239	SBK1000	A

Type Text

Chief of Timing & Scoring: György Lakatos

Orbits

Race Director





Buddy Racing

Sorted on best lap time

02.07.2016

www.pannonia-ring.com 4,740 km

Freies Training Gr. A+B+C+D

2016.07.02. 09:00

Practice started at 9:00:00

Pos	No.	Name	Nat.	Motorrad	Best Tm	Diff	Gap	Class	Gruppe
87	43	Wolf Mojmir - NUMINARACE	SLO	MV Augusta	2:36.497	35.552	2.309	SBK1000	???
88	158	Richard Lukas REZNICEK	AUT	Cagiva Mito	2:37.988	37.043	1.491	V2	A
89	108	Gerhard BUCHER	AUT	KTM SuperDuke 1290R	2:39.550	38.605	1.562	V2	A
90	10	Karl PRESSLAUER	AUT	Aprilia RSV 250	2:40.397	39.452	0.847	SSP600	A
91	20	Sandra SCHINNERL	AUT	Triumph Daytona	2:45.562	44.617	5.165	SSP600	A
92	2	Martin SANDHÖFNER	AUT	Kawasaki ZX6	2:57.672	56.727	12.110	SSP600	
93	361	Andreas FREILER	AUT	KTM RC8				V2	D

Type

Text

Chief of Timing & Scoring: György Lakatos

Orbits

Race Director





Buddy Racing

Sorted on best lap time

02.07.2016

www.pannonia-ring.com 4,740 km

Freies Training Gr. A+B+C+D

2016.07.02. 09:00

Practice started at 9:00:00

Pos	No.	Name	Nat.	Motorrad	Best Tm	Diff	Gap	Class	Gruppe
SBK1000									
1	227	Andreas BURGSCACHNER	AUT	BMW S 1000RR	2:02.278			SBK1000	D
2	177	Michael DOHR	AUT	Aprilia RSV4RR	2:02.880	0.602	0.602	SBK1000	D
3	45	Raphael FEHR	SUI	Yamaha R1	2:03.509	1.231	0.629	SBK1000	D
4	69	Aaron HALTINER	SUI	Yamaha R1	2:04.228	1.950	0.719	SBK1000	D
5	110	Martin MARKON	AUT	BMW S 1000RR	2:04.950	2.672	0.722	SBK1000	D
6	112	Martin FANDLER	AUT	Suzuki GSX-R1000	2:05.040	2.762	0.090	SBK1000	D
7	26	Benjamin VUCAK	SLO	Yamaha R1	2:05.680	3.402	0.640	SBK1000	D
8	73	Thomas LUKAS	AUT	Suzuki GSX-R1000	2:06.150	3.872	0.470	SBK1000	D
9	25	Alexander PUMBERGER	AUT	Suzuki GSX-R1000	2:06.948	4.670	0.798	SBK1000	C
10	277	Stefan WEISSENBERGER	AUT	Yamaha R1	2:07.147	4.869	0.199	SBK1000	C
11	93	Martin DIETSCH	SUI	Honda SC59	2:08.259	5.981	1.112	SBK1000	D
12	16	Jürgen KREINER	AUT	Aprilia RS4	2:08.481	6.203	0.222	SBK1000	D
13	78	Saso VIDA	SLO		2:08.553	6.275	0.072	SBK1000	
14	28	Klaus STEINER	AUT	Yamaha R1	2:08.748	6.470	0.195	SBK1000	C
15	58	Kevin HÖNIGES	GER	Suzuki GSX-R1000	2:09.688	7.410	0.940	SBK1000	C
16	86	Werner TUSCHER	AUT	BMW S 1000RR	2:10.222	7.944	0.534	SBK1000	D
17	23	Alex RADL	AUT	Aprilia RSV4RR	2:10.315	8.037	0.093	SBK1000	C
18	67	Richard REZNICEK	AUT	Aprilia Tuono 1100	2:10.653	8.375	0.338	SBK1000	D
19	337	Stefan ASSEG	AUT	BMW S 1000RR	2:10.833	8.555	0.180	SBK1000	C
20	69*	Marc ENGELMANN	LUX	Honda CBR 1000RR	2:11.502	9.224	0.669	SBK1000	D
21	152	Robert RANFTL	AUT	Suzuki GSX-R1000	2:12.086	9.808	0.584	SBK1000	C
22	6	Werner MÜLLER	GER	BMW S 1000RR	2:13.082	10.804	0.996	SBK1000	D
23	822	Alexander ROHNER	SUI	Yamaha R1	2:13.165	10.887	0.083	SBK1000	C
24	9	Johannes MESCHNARK	AUT	Kawasaki ZX10R	2:13.415	11.137	0.250	SBK1000	D
25	716	Albert LERNER	AUT	Aprilia RSV4RR	2:13.771	11.493	0.356	SBK1000	C
26	71	Ernst TEFERNER	AUT	BMW S 1000RR	2:14.616	12.338	0.845	SBK1000	C
27	469	Marcus HUMMEL	GER	BMW S 1000RR	2:14.775	12.497	0.159	SBK1000	C
28	7	Franz KICKENWEIZ	AUT		2:17.366	15.088	2.591	SBK1000	
29	694	Manfred KROPF	AUT		2:19.092	16.814	1.726	SBK1000	
30	117	Adolf ADRIAN	GER	Suzuki GSX-R1000	2:19.168	16.890	0.076	SBK1000	B
31	691	Philipp KULMER	AUT	Yamaha FZR 1000	2:19.954	17.676	0.786	SBK1000	B
32	159	Karlheinz KRIZANIC	AUT	Suzuki GSX-R1000	2:20.020	17.742	0.066	SBK1000	B
33	343	Wolfgang PUTZ	AUT	Yamaha R1	2:20.368	18.090	0.348	SBK1000	B
34	*78	Wolfgang REICHL	AUT	Triumph Daytona 955	2:21.805	19.527	1.437	SBK1000	B
35	76	Stephan BÖHM	GER	Suzuki GSX-R1000	2:21.971	19.693	0.166	SBK1000	B
36	4	Andreas DANNINGER	AUT	BMW S 1000RR	2:23.089	20.811	1.118	SBK1000	B
37	191	Manuel DAHLHOF	GER	Yamaha R1	2:23.800	21.522	0.711	SBK1000	A
38	*77	Christian HÄCKER	GER	Suzuki GSX-R1000	2:23.803	21.525	0.003	SBK1000	A
39	72	Alexander TRABY	AUT	Kawasaki ZX10R	2:23.905	21.627	0.102	SBK1000	
40	50	Robert WENZEL		BMW S 1000RR	2:25.108	22.830	1.203	SBK1000	B
41	913	Christina FUCHS	AUT	BMW S 1000RR	2:25.517	23.239	0.409	SBK1000	A

Type Text

Chief of Timing & Scoring: György Lakatos

Orbits

Race Director





Buddy Racing

Sorted on best lap time

02.07.2016

www.pannonia-ring.com 4,740 km

Freies Training Gr. A+B+C+D

2016.07.02. 09:00

Practice started at 9:00:00

Pos	No.	Name	Nat.	Motorrad	Best Tm	Diff	Gap	Class	Gruppe
42	13	Ingrid HÜBL	AUT	BMW S 1000RR	2:25.629	23.351	0.112	SBK1000	A
43	33	Michael HEGEDÜS	AUT	Yamaha R1	2:25.676	23.398	0.047	SBK1000	A
44	463	Kerstin LATZENHOFER	AUT	BMW S 1000RR	2:26.063	23.785	0.387	SBK1000	A
45	17	Kerstin KRIMBACHER	AUT	Honda SC57	2:26.137	23.859	0.074	SBK1000	A
46	273	Günther LORENZ		Honda CBR 1000	2:27.405	25.127	1.268	SBK1000	B
47	265	Thomas LUX	AUT	Yamaha R1	2:27.665	25.387	0.260	SBK1000	A
48	880	Ljubisa MILANKOVIC	AUT	Honda CBR 1000	2:30.163	27.885	2.498	SBK1000	A
49	8	Sigi PRENER	AUT	Honda CBR 1000	2:30.676	28.398	0.513	SBK1000	B
50	97	Klaus BUCHER	AUT	Kawasaki Z1000SX	2:31.039	28.761	0.363	SBK1000	A
51	80	Roland OZMEC	AUT	Suzuki GSX-R1000	2:34.188	31.910	3.149	SBK1000	A
52	43	Wolf Mojmir - NUMINARACE	SLO	MV Augusta	2:36.497	34.219	2.309	SBK1000	???

SSP600

1	36	Richard JEITLER	AUT	Yamaha R6	2:00.945			SSP600	D
2	91	Julian TRUMMER	AUT	Yamaha R6	2:01.414	0.469	0.469	SSP600	D
3	92	Markus MÜLLER	GER	Yamaha R6	2:05.452	4.507	4.038	SSP600	D
4	77	Christian SCHMIDT	GER	Yamaha R6	2:06.737	5.792	1.285	SSP600	D
5	41	Tobias METZELER	GER	Suzuki GSX-R750	2:07.754	6.809	1.017	SSP600	C
6	408	Markus PROMBERGER	AUT	Honda CBR 600	2:08.385	7.440	0.631	SSP600	D
7	336	Benjamin BICHLER	GER	Yamaha R6	2:11.547	10.602	3.162	SSP600	C
8	44	Gyula MEILINGER	HUN	Honda CBR 600RR	2:12.628	11.683	1.081	SSP600	C
9	202	Herbert Franz LEBLER	AUT	Honda CBR 600RR	2:14.008	13.063	1.380	SSP600	C
10	236	Tobias SCHNEIDER	GER	Yamaha R6	2:17.327	16.382	3.319	SSP600	B
11	89	Vincent SIEVERS	GER	Suzuki GSX-R600	2:18.092	17.147	0.765	SSP600	B
12	719	Markus BESENDORFER	GER	Suzuki GSX-R600	2:18.753	17.808	0.661	SSP600	C
13	141	Johanin PLANK	AUT	Yamaha R6	2:19.510	18.565	0.757	SSP600	C
14	90	Erwin UNTERWEGER	AUT	Honda CBR 600RR	2:19.763	18.818	0.253	SSP600	B
15	269	Patrick MARZINGER	AUT	Suzuki GSX-R600	2:24.051	23.106	4.288	SSP600	A
16	140	Thomas BAUMGARTNER	AUT	Yamaha R6	2:24.615	23.670	0.564	SSP600	B
17	42	Lennart ULBEL	AUT	Yamaha R6	2:26.818	25.873	2.203	SSP600	C
18	39	Christoph JOBST	GER	Triumph Street Triple R	2:27.540	26.595	0.722	SSP600	A
19	126	Amir FAJKOVIC	GER	Yamaha R6	2:27.990	27.045	0.450	SSP600	B
20	675	Andreas RÖDIG	GER	Triumph Daytona	2:30.273	29.328	2.283	SSP600	???
21	55	Stefan JÄGER	AUT	Kawasaki ZX600P	2:30.771	29.826	0.498	SSP600	A
22	18	Patrick FILLA	AUT	Honda Hornet	2:33.015	32.070	2.244	SSP600	A
23	911	Melanie SPRACHOWITZ	AUT	Yamaha R6	2:33.504	32.559	0.489	SSP600	A
24	10	Karl PRESSLAUER	AUT	Aprilia RSV 250	2:40.397	39.452	6.893	SSP600	A
25	20	Sandra SCHINNERL	AUT	Triumph Daytona	2:45.562	44.617	5.165	SSP600	A
26	2	Martin SANDHÖFNER	AUT	Kawasaki ZX6	2:57.672	56.727	12.110	SSP600	

V2

1	81	Christoph PFEIFFER	AUT	Ducati 1098 S	2:05.991			V2	D
2	136	Jan RÜCKL	AUT	Ducati Panigale 1199	2:08.754	2.763	2.763	V2	D

Type

Text

Chief of Timing & Scoring: György Lakatos

Orbits

Race Director





Buddy Racing

Sorted on best lap time

02.07.2016

www.pannonia-ring.com 4,740 km

Freies Training Gr. A+B+C+D

2016.07.02. 09:00

Practice started at 9:00:00

Pos	No.	Name	Nat.	Motorrad	Best Tm	Diff	Gap	Class	Gruppe
3	88	Jean-Luc PALLUCE	LUX	KTM	2:14.316	8.325	5.562	V2	C
4	711	Dominik TAFERNER	AUT	Ducati Panigale 899	2:17.758	11.767	3.442	V2	C
5	484	Andreas SCHOCH	GER	Ducati Panigale 1299	2:19.095	13.104	1.337	V2	C
6	1	Manfred PRIBAS	AUT	Ducati Panigale 1199	2:19.909	13.918	0.814	V2	B
7	258	Heimo RESTNER	AUT	Ducati 848	2:22.364	16.373	2.455	V2	C
8	70	Martin SCHANZ	GER	Ducati 1198 SP	2:23.013	17.022	0.649	V2	B
9	46	Christian RAUH	GER	Ducati 999	2:25.822	19.831	2.809	V2	B
10	59	Rolf NEUBERT	GER	Yamaha TRX	2:26.914	20.923	1.092	V2	B
11	666	Wolfgang RIESSBERGER	AUT	EBR 1190 RX	2:27.857	21.866	0.943	V2	???
12	11	Christian REISENBICHLER	AUT	Ducati Panigale 1199	2:33.949	27.958	6.092	V2	A
13	158	Richard Lukas REZNICEK	AUT	Cagiva Mito	2:37.988	31.997	4.039	V2	A
14	108	Gerhard BUCHER	AUT	KTM SuperDuke 1290R	2:39.550	33.559	1.562	V2	A
15	361	Andreas FREILER	AUT	KTM RC8				V2	D

Type

Text

Chief of Timing & Scoring: György Lakatos

Orbits

Race Director



Buddy Racing


02.07.2016

www.pannonia-ring.com 4,740 km

Freies Training Gr. A+B+C+D

2016.07.02. 09:00

Practice started at 9:00:00



Lap	Lap Tm	S1 Tm	S2 Tm	S3 Tm	S4 Tm	Time of Day	Lap	Lap Tm	S1 Tm	S2 Tm	S3 Tm	S4 Tm	Time of Day
(36) Richard JEITLER							(45) Raphael FEHR						
1	2:03.503	25.367	36.504	27.504	34.128	10:05:07.388	p12	2:29.459	27.656	40.680	29.504		11:36:05.793
2	2:04.740	26.060	36.589	27.597	34.494	10:07:12.128	13	1:10:27.569	38.126	33.394	33.394	44.551	12:46:33.362
3	2:03.433	25.102	36.426	27.437	34.468	10:09:15.561	14	2:03.027	25.367	35.937	27.406	34.317	12:48:36.389
4	2:03.850	25.549	36.198	27.675	34.428	10:11:19.411	15	2:18.784	29.821	42.390	30.721	35.852	12:50:55.173
5	2:02.842	24.975	35.930	27.485	34.452	10:13:22.253	16	2:05.400	24.992	36.745	29.212	34.451	12:53:00.573
6	2:02.891	24.803	35.837	27.758	34.493	10:15:25.144	17	2:02.880	25.159	36.165	27.527	34.029	12:55:03.453
p7	2:13.629	24.914	35.728	28.142		10:17:38.773	p18	2:23.945	27.445	37.272	29.043		12:57:27.398
8	1:05:14.248		38.010	28.618	34.507	11:22:53.021	(91) Julian TRUMMER						
9	2:04.091	24.998	35.888	27.951	35.254	11:24:57.112	1	2:06.404	26.050	37.541	27.652	35.161	10:05:38.565
10	2:04.034	25.616	36.583	27.510	34.325	11:27:01.146	2	2:02.909	25.192	35.729	27.607	34.381	10:07:41.474
11	2:02.259	24.696	35.872	27.537	34.154	11:29:03.405	3	2:03.175	25.188	36.249	27.438	34.300	10:09:44.649
12	2:03.013	24.901	35.914	27.290	34.908	11:31:06.418	4	2:02.335	25.087	35.782	27.202	34.264	10:11:46.984
13	2:05.324	25.617	36.081	28.061	35.565	11:33:11.742	p5	2:15.352	24.978	35.803	27.271		10:14:02.336
14	2:02.294	24.872	35.993	27.278	34.151	11:35:14.036	6	1:13:02.062		36.372	28.037	35.120	11:27:04.398
15	2:02.342	24.697	35.642	27.431	34.572	11:37:16.378	7	2:02.140	25.210	35.728	27.289	33.913	11:29:06.538
p16	2:15.494	24.945	36.230	27.940		11:39:31.872	8	2:01.414	24.690	35.485	27.309	33.930	11:31:07.952
17	1:08:45.032		36.954	29.239	35.061	12:48:16.904	9	2:03.324	24.956	35.842	27.664	34.862	11:33:11.276
18	2:02.942	24.788	36.092	27.581	34.481	12:50:19.846	10	2:01.664	24.727	35.545	27.454	33.938	11:35:12.940
19	2:03.542	25.596	36.457	27.622	33.867	12:52:23.388	p11	2:29.157	24.914	35.664	32.301		11:37:42.097
20	2:00.945	24.472	35.478	27.183	33.812	12:54:24.333	p12	1:08:17.166		38.153	28.075		12:45:59.263
p21	2:15.785	24.866	36.455	28.535		12:56:40.118	13	3:11.451		36.312	27.338	34.329	12:49:10.714
(69) Aaron HALTNER							14	2:01.952	24.680	35.564	27.479	34.229	12:51:12.666
1	2:06.685	25.976	37.402	27.746	35.561	10:06:57.063	15	2:01.694	24.765	35.724	27.297	33.908	12:53:14.360
2	2:04.336	25.278	37.032	27.517	34.509	10:09:01.399	16	2:02.525	24.674	35.526	27.451	34.874	12:55:16.885
p3	2:19.940	25.377	37.100	27.707		10:11:21.339	p17	2:12.335	24.767	35.655	27.394		12:57:29.220
4	1:13:48.497		37.740	28.789	34.872	11:25:09.836	18	2:05:30.443		36.803	28.002	35.010	15:02:59.663
5	2:06.584	25.565	37.048	27.832	36.139	11:27:16.420	19	2:03.162	25.448	35.947	27.406	34.361	15:05:02.825
6	2:05.107	25.455	37.101	27.529	35.022	11:29:21.527	20	2:02.276	25.014	35.578	27.421	34.263	15:07:05.101
7	2:05.219	25.589	37.008	27.632	34.990	11:31:26.746	p21	2:30.358	26.166	43.627	32.488		15:09:35.459
p8	2:22.691	25.331	37.080	27.604		11:33:49.437	(227) Andreas BURGSCACHNER						
9	1:13:27.224		37.736	27.760	35.357	12:47:16.661	1	2:06.685	25.976	37.402	27.746	35.561	10:06:57.063
10	2:03.392	25.222	36.720	27.240	34.210	12:49:20.053	2	2:04.336	25.278	37.032	27.517	34.509	10:09:01.399
11	2:02.278	24.787	36.294	26.924	34.273	12:51:22.331	p3	2:19.940	25.377	37.100	27.707		10:11:21.339
12	2:02.448	24.890	36.606	26.954	33.998	12:53:24.779	4	1:13:48.497		37.740	28.789	34.872	11:25:09.836
p13	2:29.231	25.844	38.751	28.026		12:55:54.010	5	2:06.584	25.565	37.048	27.832	36.139	11:27:16.420
(177) Michael DOHR							6	2:05.107	25.455	37.101	27.529	35.022	11:29:21.527
1	2:07.789	26.337	37.233	29.049	35.170	10:06:06.726	7	2:05.219	25.589	37.008	27.632	34.990	11:31:26.746
2	2:06.144	26.262	37.287	27.929	34.666	10:08:12.870	p8	2:22.691	25.331	37.080	27.604		11:33:49.437
3	2:11.170	25.509	38.663	30.962	36.036	10:10:24.040	9	1:13:27.224		37.736	27.760	35.357	12:47:16.661
4	2:04.835	25.629	36.130	27.956	35.120	10:12:28.875	10	2:03.392	25.222	36.720	27.240	34.210	12:49:20.053
p5	2:21.534	26.745	36.611	28.071		10:14:50.409	11	2:02.278	24.787	36.294	26.924	34.273	12:51:22.331
6	1:08:25.109		40.384	37.301	36.661	11:23:15.518	12	2:02.448	24.890	36.606	26.954	33.998	12:53:24.779
7	2:05.007	25.651	36.705	27.922	34.729	11:25:20.525	p13	2:29.231	25.844	38.751	28.026		12:55:54.010
8	2:04.301	25.322	36.369	27.717	34.893	11:27:24.826	(110) Martin MARKON						
9	2:05.279	25.222	36.240	27.625	36.192	11:29:30.105	1	2:10.148	26.595	37.934	28.732	36.887	10:06:02.249
10	2:03.205	25.068	36.046	27.579	34.512	11:31:33.310	2	2:08.079	26.418	37.610	28.105	35.946	10:08:10.328
11	2:03.024	25.297	35.905	27.560	34.262	11:33:36.334	3	2:08.100	26.983	37.575	27.895	35.647	10:10:18.428
(69) Aaron HALTNER							4	2:06.390	26.172	37.184	27.714	35.320	10:12:24.818
1	2:09.275	26.560	37.796	28.433	36.486	10:06:15.985	p5	2:23.967	26.841	38.022	29.016		10:14:48.785
2	2:10.088	27.252	37.791	28.531	36.514	10:08:26.073	(110) Martin MARKON						
3	2:10.353	26.514	38.044	29.228	36.567	10:10:36.426	1	2:10.148	26.595	37.934	28.732	36.887	10:06:02.249
4	2:13.400	27.552	38.992	29.618	37.238	10:12:49.826	2	2:08.079	26.418	37.610	28.105	35.946	10:08:10.328
p5	2:21.900	26.476	37.793	29.564		10:15:11.726	3	2:08.100	26.983	37.575	27.895	35.647	10:10:18.428
6	1:09:33.224		39.344	28.746	36.418	11:24:44.950	4	2:06.390	26.172	37.184	27.714	35.320	10:12:24.818
7	2:07.482	26.152	37.527	28.223	35.580	11:26:52.432	p5	2:23.967	26.841	38.022	29.016		10:14:48.785
8	2:06.264	25.852	37.061	27.881	35.470	11:28:58.696	(110) Martin MARKON						
9	2:07.391	25.972	37.172	28.004	36.243	11:31:06.087	1	2:10.148	26.595	37.934	28.732	36.887	10:06:02.249
p10	2:20.425	26.533	37.108	28.175		11:33:26.512	2	2:08.079	26.418	37.610	28.105	35.946	10:08:10.328
11	1:12:36.043		39.360	28.845	35.672	12:46:02.555	3	2:08.100	26.983	37.575	27.895	35.647	10:10:18.428
12	2:09.418	26.598	38.778	28.388	35.654	12:48:11.973	4	2:06.390	26.172	37.184	27.714	35.320	10:12:24.818
13	2:07.485	25.504	37.018	28.578	36.385	12:50:19.458	p5	2:23.967	26.841	38.022	29.016		10:14:48.785
14	2:04.228	25.539	36.648	27.471	34.570	12:52:23.686	(110) Martin MARKON						
p15	2:17.224	25.989	37.217	28.292		12:54:40.910	1	2:10.148	26.595	37.934	28.732	36.887	10:06:02.249
16	1:48:41.378		41.492	29.232	36.863	17:43:22.288	2	2:08.079	26.418	37.610	28.105	35.946	10:08:10.328
17	2:08.078		37.683	27.875	35.732	17:45:30.366	3	2:08.100	26.983	37.575	27.895	35.647	10:10:18.428
18	2:09.090	25.935	37.607	28.942	36.606	17:47:39.456	4	2:06.390	26.172	37.184	27.714	35.320	10:12:24.818
19	2:13.736	27.115	40.376	30.340	35.905	17:49:53.192	p5	2:23.967	26.841	38.022	29.016		10:14:48.785
20	2:05.870	25.655	36.925	27.922	35.368	17:51:59.062	(110) Martin MARKON						
21	2:05.853	25.360	37.270	28.161	35.062	17:54:04.915	1	2:10.148	26.595	37.934	28.732	36.887	10:06:02.249
22	2:10.376	25.819	38.662	27.919	37.976	17:56:15.291	2	2:08.079	26.418	37.610	28.105	35.946	10:08:10.328
p23	2:18.602	25.727	36.416	27.845		17:58:33.893	3	2:08.100	26.983	37.575	27.895	35.647	10:10:18.428

Chief of Timing & Scoring: György Lakatos

Orbits

Race Director



Buddy Racing

02.07.2016

www.pannonia-ring.com 4,740 km

Freies Training Gr. A+B+C+D

2016.07.02. 09:00

Practice started at 9:00:00

Lap	Lap Tm	S1 Tm	S2 Tm	S3 Tm	S4 Tm	Time of Day	Lap	Lap Tm	S1 Tm	S2 Tm	S3 Tm	S4 Tm	Time of Day	
6	1:09:45.787		37.951	27.910	35.094	11:24:34.572	21	2:07.288	25.906	37.683	28.022	35.677	15:07:21.051	
7	2:05.151	25.705	36.281	27.680	35.485	11:26:39.723	22	2:07.030	25.964	37.067	28.179	35.820	15:09:28.081	
8	2:05.479	26.149	36.576	27.769	34.985	11:28:45.202	23	2:08.204	26.001	38.057	28.232	35.914	15:11:36.285	
p9	2:21.093	25.638	37.258	29.679		11:31:06.295	p24	2:32.488	25.904	38.692	32.027		15:14:08.773	
10	1:17:53.095		38.182	28.297	35.892	12:48:59.390	(81) Christoph PFEIFFER							
11	2:06.743	26.217	37.066	28.101	35.359	12:51:06.133	1	2:11.545	28.554	38.614	28.411	35.966	10:07:05.693	
12	2:05.511	25.875	37.100	27.491	35.045	12:53:11.644	2	2:12.984	27.711	38.422	28.475	38.376	10:09:18.677	
13	2:05.558	25.286	36.522	27.891	35.859	12:55:17.202	3	2:08.225	26.604	37.589	28.444	35.588	10:11:26.902	
14	2:04.950	25.490	36.575	27.836	35.049	12:57:22.152	p4	2:20.415	26.627	37.526	28.047		10:13:47.317	
(112) Martin FANDLER							5	49:56.293		41.101	29.913	35.842	11:03:43.610	
1	2:11.525	28.145	38.828	28.414	36.138	10:07:05.385	6	2:09.285	27.676	37.151	28.216	36.242	11:05:52.895	
2	2:09.692	27.171	37.292	29.810	35.419	10:09:15.077	7	2:05.991	25.806	37.275	27.985	34.925	11:07:58.886	
3	2:06.116	25.760	36.854	28.168	35.334	10:11:21.193	8	2:06.290	25.779	37.019	27.859	35.633	11:10:05.176	
p4	2:21.347	25.942	37.430	28.346		10:13:42.540	9	2:10.857	25.888	37.420	29.802	37.747	11:12:16.033	
5	1:11:58.438		40.727	29.032	36.369	11:25:40.978	10	2:08.412	27.490	37.145	27.762	36.015	11:14:24.445	
6	2:08.217	26.444	37.259	28.076	36.438	11:27:49.195	p11	2:21.443	26.817	37.589	27.744		11:16:45.888	
7	2:07.338	26.988	36.873	27.868	35.609	11:29:56.533	12	1:30:28.427		38.686	29.026	36.986	12:47:14.315	
8	2:05.040	25.528	36.569	27.661	35.282	11:32:01.573	13	2:07.053	26.441	37.292	27.769	35.551	12:49:21.368	
9	2:07.670	25.609	37.136	27.836	37.089	11:34:09.243	14	2:06.997	26.078	37.470	28.196	35.253	12:51:28.365	
p10	2:19.681	26.473	37.063	27.832		11:36:28.924	15	2:07.415	26.463	37.476	28.000	35.476	12:53:35.780	
11	1:11:11.742		42.040	29.999	38.128	12:47:40.666	16	2:06.778	26.233	37.239	27.837	35.469	12:55:42.558	
12	2:09.071	26.821	37.906	28.253	36.091	12:49:49.737	p17	2:27.020	27.485	39.066	28.697		12:58:09.578	
13	2:06.897	25.736	36.980	27.888	36.293	12:51:56.634	18	2:06:23.154		39.867	29.097	36.608	15:04:32.732	
14	2:05.384	25.479	36.716	27.732	35.457	12:54:02.018	19	2:09.133	26.998	37.829	28.339	35.967	15:06:41.865	
15	2:08.358	26.166	37.757	28.391	36.044	12:56:10.376	20	2:08.046	26.558	37.618	28.156	35.714	15:08:49.911	
p16	2:24.667	27.419	38.145	28.700		12:58:35.043	21	2:09.286	26.541	38.120	28.769	35.856	15:10:59.197	
(92) Markus MÜLLER							p22	2:23.794	26.959	38.396	28.332		15:13:22.991	
1	2:08.734	26.549	37.974	28.501	35.710	10:07:15.469	(73) Thomas LUKAS							
2	2:08.010	25.925	38.322	28.347	35.416	10:09:23.479	1	2:10.340	26.726	39.164	28.655	35.795	10:06:26.754	
3	2:08.342	25.991	38.001	29.013	35.337	10:11:31.821	2	2:08.225	26.318	38.066	28.425	35.416	10:08:34.979	
4	2:06.399	25.959	37.538	27.924	34.978	10:13:38.220	3	2:07.813	26.104	37.940	28.447	35.322	10:10:42.792	
p5	2:34.138	27.336	40.116	31.611		10:16:12.358	p4	2:23.354	26.005	37.529	28.603		10:13:06.146	
6	1:06:37.061		38.822	28.382	35.650	11:22:49.419	5	1:10:33.970		38.633	28.750	36.028	11:23:40.116	
7	2:08.144	25.863	37.912	28.683	35.686	11:24:57.563	6	2:10.356	26.080	38.427	30.123	35.726	11:25:50.472	
8	2:06.815	25.838	37.747	27.993	35.237	11:27:04.378	7	2:08.193	25.908	38.242	28.587	35.456	11:27:58.665	
9	2:06.172	25.915	36.975	28.241	35.041	11:29:10.550	8	2:06.216	26.039	37.273	27.968	34.936	11:30:04.881	
10	2:05.452	25.767	36.976	27.818	34.891	11:31:16.002	p9	1:47.943	37.390				11:31:52.824	
11	2:06.785	25.790	37.571	28.207	35.217	11:33:22.787	10	1:14:53.764		37.867	28.159	35.549	12:46:46.588	
p12	2:37.413	31.026	41.260	29.227		11:36:00.200	11	2:06.273	25.513	37.245	28.322	35.193	12:48:52.861	
p13	1:10:00.056		38.884	28.502		12:46:00.256	12	2:06.150	25.437	37.135	28.315	35.263	12:50:59.011	
14	2:32.822		38.370	28.472	35.847	12:48:33.078	13	2:06.743	25.767	37.269	28.330	35.377	12:53:05.754	
15	2:08.715	26.832	38.028	28.225	35.630	12:50:41.793	14	2:14.134	26.319	37.936	28.288	41.591	12:55:19.888	
16	2:07.305	26.228	37.706	28.005	35.366	12:52:49.098	p15	2:45.232	25.747	38.935	42.599		12:58:05.120	
17	2:07.756	26.107	37.958	28.191	35.500	12:54:56.854	(77) Christian SCHMIDT							
18	2:06.824	26.157	37.431	28.014	35.222	12:57:03.678	1	2:14.238	27.719	40.077	29.387	37.055	10:06:03.773	
p19	2:38.645	25.880	40.693	31.423		12:59:42.323	2	2:13.681	27.647	39.582	29.629	36.823	10:08:17.454	
20	2:05:47.107		39.555	28.848	35.848	15:05:29.430	3	2:09.277	26.570	38.123	28.747	35.837	10:10:26.731	
21	2:08.256	26.408	38.609	28.038	35.201	15:07:37.686	4	2:08.261	26.220	37.554	28.950	35.537	10:12:34.992	
22	2:05.951	25.585	37.438	27.841	35.087	15:09:43.637	5	2:07.578	25.865	37.272	28.382	36.059	10:14:42.570	
p23	2:18.563	25.801	37.657	28.157		15:12:02.200	6	2:06.737	25.962	37.251	28.282	35.242	10:16:49.307	
(26) Benjamin VUCAK							p7	2:23.231	27.956	38.294	28.738		10:19:12.538	
1	2:21.297	31.061	42.618	30.383	37.235	9:10:07.573	8	1:04:16.534		38.918	28.786	37.007	11:23:29.072	
2	3:03.416	37.958	1:00.509	36.906	48.043	9:13:10.989	9	2:12.127	28.343	39.093	28.709	35.982	11:25:41.199	
3	2:32.644	33.554	45.078	33.827	40.185	9:15:43.633	10	2:08.008	26.357	37.580	27.860	36.211	11:27:49.207	
p4	2:42.314	27.627	39.570	29.721		9:18:25.947	11	2:07.762	26.205	36.957	28.384	36.216	11:29:56.969	
5	45:08.857		38.900	29.193	35.578	10:03:34.804	12	2:06.879	26.174	36.997	27.902	35.806	11:32:03.848	
6	2:07.214	25.843	37.081	29.124	35.166	10:05:42.018	13	2:07.061	25.997	36.636	28.353	36.075	11:34:10.909	
7	2:05.857	26.028	36.978	27.664	35.187	10:07:47.875	14	2:07.419	26.017	37.880	28.087	35.435	11:36:18.328	
8	2:08.408	26.579	38.324	28.199	35.306	10:09:56.283	p15	2:21.086	26.122	37.009	28.497		11:38:39.414	
9	2:05.680	25.590	37.177	27.661	35.252	10:12:01.963	16	1:08:35.183		38.777	29.367	37.538	12:47:14.597	
10	2:06.624	25.747	37.168	28.165	35.544	10:14:08.587	17	2:09.218	26.798	37.838	28.340	36.242	12:49:23.815	
p11	2:41.189	28.911	45.841	31.273		10:16:49.776	18	2:09.033	26.646	37.543	28.855	35.989	12:51:32.848	
12	1:05:59.084		38.660	28.441	35.891	11:22:48.860	19	2:08.529	26.272	37.409	28.602	36.246	12:53:41.377	
13	2:07.959	25.958	37.994	28.571	35.436	11:24:56.819	20	2:09.128	26.570	37.384	28.473	36.701	12:55:50.505	
14	2:06.478	25.767	37.270	28.284	35.157	11:27:03.297	p21	2:26.807	27.332	38.909	29.335		12:58:17.312	
15	2:07.580	26.081	37.494	28.891	35.114	11:29:10.877	22	2:04:51.278		38.791	29.149	36.570	15:03:08.590	
16	2:06.758	26.170	37.078	28.165	35.345	11:31:17.635	23	2:10.606	26.768	38.033	28.815	36.990	15:05:19.196	
17	2:07.470	25.759	37.759	28.314	35.638	11:33:25.105	24	2:09.505	26.515	37.497	28.794	36.699	15:07:28.701	
p18	2:33.522	26.809	39.081	28.594		11:35:58.627	25	2:11.002	26.947	38.442	29.308	36.305	15:09:39.703	
19	3:27:06.961		39.057	28.576	35.791	15:03:05.588	26	2:15.771	30.910	38.740	29.154	36.967	15:11:55.474	
20	2:08.175	25.816	37.895	28.366	36.098	15:05:13.763	27	2:14.267	28.644	38.788	29.385	37.450	15:14:09.741	

Chief of Timing & Scoring: György Lakatos

Orbits

Race Director





Buddy Racing

02.07.2016

www.pannonia-ring.com 4,740 km

Freies Training Gr. A+B+C+D

2016.07.02. 09:00

Practice started at 9:00:00

Lap	Lap Tm	S1 Tm	S2 Tm	S3 Tm	S4 Tm	Time of Day	Lap	Lap Tm	S1 Tm	S2 Tm	S3 Tm	S4 Tm	Time of Day	
p28	2:26.326	27.893	38.834	29.336		15:16:36.067	p6	2:30.020	26.279	39.180	30.588		10:17:29.859	
(25) Alexander PUMBERGER							7	1:06:55.971	39.266	30.135	36.883	36.883	11:24:25.830	
1	2:17.720	28.926	40.562	30.064	38.168	10:06:52.565	8	2:09.828	26.425	38.071	29.182	36.150	11:26:35.658	
2	2:13.454	28.551	39.417	28.917	36.569	10:09:06.019	9	2:08.259	25.940	37.528	28.885	35.906	11:28:43.917	
3	2:12.127	27.221	38.528	29.560	36.818	10:11:18.146	10	2:08.632	26.248	37.773	28.590	36.021	11:30:52.549	
4	2:10.234	27.081	38.323	28.555	36.275	10:13:28.380	p11	2:23.619	26.119	38.350	29.808		11:33:16.168	
5	2:09.288	26.671	38.223	28.639	35.755	10:15:37.668	12	1:12:50.710	39.599	29.854	36.696		12:46:06.878	
p6	2:25.820	27.291	39.428	28.973		10:18:03.488	13	2:11.075	26.783	38.474	29.478	36.340	12:48:17.953	
7	1:05:54.272		41.010	29.455	37.280	11:23:57.760	14	2:09.275	25.915	37.890	28.805	36.665	12:50:27.228	
8	2:11.339	27.577	38.816	28.970	35.976	11:26:09.099	15	2:09.639	26.068	37.967	29.169	36.435	12:52:36.867	
9	2:09.999	27.156	38.090	28.435	36.318	11:28:19.098	p16	2:25.338	26.785	38.454	29.638		12:55:02.205	
10	2:08.970	26.891	37.696	28.310	36.073	11:30:28.068	17	2:08:48.615		40.246	31.155	38.147	15:03:50.820	
11	2:08.258	26.785	37.766	28.249	35.458	11:32:36.326	18	2:13.542	27.216	39.405	29.905	37.016	15:06:04.362	
12	2:06.948	26.490	37.347	27.838	35.273	11:34:43.274	19	2:12.369	26.874	39.559	29.537	36.399	15:08:16.731	
13	2:09.204	27.840	37.834	27.823	35.707	11:36:52.478	20	2:10.943	26.775	38.191	29.498	36.479	15:10:27.674	
p14	2:18.195	25.979	36.825	28.028		11:39:10.673	21	2:11.431	27.071	38.287	29.587	36.486	15:12:39.105	
15	1:06:51.083		40.075	29.208	36.788	12:46:01.756	p22	2:26.436	27.043	38.894	30.034		15:15:05.541	
16	2:12.191	27.253	39.243	29.333	36.362	12:48:13.947	23	2:34:06.500		39.514	29.876	37.560	17:49:12.041	
17	2:10.232	26.952	38.084	28.586	36.610	12:50:24.179	24	2:12.450	26.324	39.581	29.617	36.928	17:51:24.491	
18	2:08.774	26.594	38.019	28.438	35.723	12:52:32.953	25	2:14.062	26.843	39.351	30.854	37.014	17:53:38.553	
19	2:08.823	26.490	37.672	28.850	35.811	12:54:41.776	26	2:13.002	28.320	38.311	29.572	36.799	17:55:51.555	
20	2:07.960	26.425	37.423	28.302	35.810	12:56:49.736	p27	2:34.433	27.869	39.866	30.536		17:58:25.988	
p21	2:25.745	26.236	39.022	29.185		12:59:15.481	(408) Markus PROMBERGER							
(277) Stefan WEISSENBARGER							p1	2:21.438	27.302	39.960	28.785		10:08:54.105	
1	2:12.680	27.276	39.461	29.364	36.579	11:28:08.922	2	3:03.439		38.998	28.314	36.704	10:11:57.544	
2	2:10.927	26.686	38.034	29.516	36.691	11:30:19.849	3	2:12.490	27.735	38.641	28.560	37.554	10:14:10.034	
3	2:12.535	26.321	38.557	29.232	38.425	11:32:32.384	p4	2:19.479	27.381	38.658	28.927		10:16:29.513	
4	2:10.360	26.164	38.297	28.615	37.284	11:34:42.744	5	1:10:10.702		39.826	28.938	37.308	11:26:40.215	
5	2:11.032	26.079	38.232	29.453	37.268	11:36:53.776	6	2:11.459	27.039	38.673	28.956	36.791	11:28:51.674	
p6	2:29.970	29.045	39.249	30.202		11:39:23.746	p7	2:19.981	26.978	38.775	29.282		11:31:11.655	
7	44:05.259		39.825	30.962	36.756	12:23:29.005	8	1:18:34.539		40.074	28.995	37.874	12:49:46.194	
8	2:09.331	25.926	38.297	28.928	36.180	12:25:38.336	9	2:11.157	27.183	38.380	28.346	37.248	12:51:57.351	
9	2:13.008	25.671	39.152	30.598	37.587	12:27:51.344	10	2:08.788	26.416	37.903	28.458	36.011	12:54:06.139	
10	2:09.239	27.166	38.191	28.569	35.313	12:30:00.583	11	2:08.385	26.396	37.710	28.185	36.094	12:56:14.524	
11	2:07.147	26.000	37.474	28.508	35.165	12:32:07.730	p12	2:18.307	26.820	38.275	28.547		12:58:32.831	
12	2:11.038	26.121	37.704	28.753	38.460	12:34:18.768	(16) Jürgen KREINER							
p13	3:08.972	34.842	49.896	41.834		12:37:27.740	1	2:11.072	27.272	38.784	28.660	36.356	10:06:01.380	
14	2:06:09.002		41.612	30.966	38.821	14:43:36.742	2	2:08.656	26.840	37.786	28.260	35.770	10:08:10.036	
15	2:15.370	27.050	39.025	29.119	40.176	14:45:52.112	p3	2:34.268	27.230	38.576	29.301		10:10:44.304	
16	2:15.577	27.672	40.368	29.893	37.644	14:48:07.689	4	1:15:04.723		41.071	30.090	36.935	11:25:49.027	
17	2:11.139	28.119	38.225	28.579	36.216	14:50:18.828	5	2:10.803	26.824	38.538	28.900	36.541	11:27:59.830	
18	2:10.345	26.645	38.212	29.012	36.476	14:52:29.173	6	2:09.063	26.586	37.623	29.004	35.850	11:30:08.893	
19	2:15.301	27.939	39.987	29.187	38.188	14:54:44.474	p7	2:39.720	27.086	39.533	30.115		11:32:48.613	
p20	2:23.533	25.939	39.136	31.107		14:57:08.007	8	1:15:20.514		40.672	29.148	37.054	12:48:09.127	
(41) Tobias METZELER							9	2:10.384	26.722	38.186	28.806	36.670	12:50:19.511	
1	2:28.238	31.889	43.456	32.571	40.322	9:27:52.434	10	2:10.387	28.039	37.822	28.603	35.923	12:52:29.898	
2	2:24.488	30.731	43.470	31.280	39.007	9:30:16.922	11	2:08.481	26.910	37.497	28.335	35.739	12:54:38.379	
3	2:24.855	28.690	39.737	36.122	40.306	9:32:41.777	12	2:08.551	26.313	37.471	28.747	36.020	12:56:46.930	
4	2:15.380	28.483	39.394	30.487	37.016	9:34:57.157	p13	2:37.128	27.757	44.223	31.254		12:59:24.058	
p5	2:37.373	29.178	38.190	29.759		9:37:34.530	(78) Saso VIDA							
6	1:07:51.154		44.818	33.646	39.093	10:45:25.684	1	2:14.291	28.201	39.696	29.484	36.910	10:08:17.278	
7	2:27.011	28.506	43.451	31.068	43.986	10:47:52.695	2	2:11.500	27.201	38.760	28.896	36.643	10:10:28.778	
8	2:21.869	30.637	40.293	31.302	39.637	10:50:14.564	3	2:10.641	26.896	38.367	28.934	36.444	10:12:39.419	
9	2:16.126	27.251	42.653	29.820	36.402	10:52:30.690	4	2:09.500	26.792	37.870	28.665	36.173	10:14:48.919	
10	2:08.809	26.649	37.370	28.880	35.910	10:54:39.499	5	2:10.369	27.058	37.948	28.903	36.460	10:16:59.288	
11	2:07.754	26.302	37.135	28.745	35.572	10:56:47.253	p6	2:25.840	27.103	38.590	29.183		10:19:25.128	
p12	2:45.532	28.728	40.464	31.947		10:59:32.785	7	1:06:25.233		39.330	30.171	35.940	11:25:50.361	
13	1:06:03.526		41.627	31.615	38.905	12:05:36.311	8	2:10.506	26.683	38.102	29.201	36.520	11:28:00.867	
14	2:20.643	29.127	41.816	31.913	37.787	12:07:56.954	9	2:10.802	26.780	38.218	29.165	36.639	11:30:11.669	
15	2:12.453	27.894	38.594	29.378	36.587	12:10:09.407	10	2:10.604	27.512	38.548	28.418	36.126	11:32:22.273	
16	2:11.340	27.364	38.154	28.916	36.906	12:12:20.747	11	2:08.553	26.346	37.681	28.470	36.056	11:34:30.826	
17	2:12.446	26.995	38.515	29.859	37.077	12:14:33.193	12	2:09.033	26.607	38.014	28.480	35.932	11:36:39.859	
18	2:11.505	27.347	38.527	29.247	36.384	12:16:44.698	p13	2:28.397	26.687	38.179	29.238		11:39:08.256	
p19	3:00.206	31.055	53.146	37.632		12:19:44.904	14	1:08:42.549		39.777	29.025	37.113	12:47:50.805	
(93) Martin DIETSCHKE							15	2:09.527	26.486	37.889	28.793	36.359	12:50:00.332	
1	2:11.953	27.768	38.345	29.162	36.678	10:06:15.387	16	2:09.830	26.835	38.205	28.523	36.267	12:52:10.162	
2	2:10.610	26.751	37.860	29.266	36.733	10:08:25.997	17	2:08.581	26.460	37.833	28.432	35.856	12:54:18.743	
3	2:10.243	26.231	38.179	29.211	36.622	10:10:36.240	18	2:09.266	26.770	37.857	28.239	36.400	12:56:28.009	
4	2:13.522	27.495	38.897	29.770	37.360	10:12:49.762	p19	2:25.840	26.794	37.862	28.805		12:58:53.849	
5	2:10.077	26.309	37.864	29.323	36.581	10:14:59.839	20	2:04:18.826		41.015	29.683	36.565	15:03:12.675	
							21	2:10.505	26.872	38.136	28.854	36.643	15:05:23.180	

Chief of Timing & Scoring: György Lakatos

Orbits

Race Director





Buddy Racing

02.07.2016

www.pannonia-ring.com 4,740 km

Freies Training Gr. A+B+C+D

2016.07.02. 09:00

Practice started at 9:00:00

Lap	Lap Tm	S1 Tm	S2 Tm	S3 Tm	S4 Tm	Time of Day
22	2:09.544	26.436	37.858	28.540	36.710	15:07:32.724
23	2:08.939	26.551	37.663	28.409	36.316	15:09:41.663
24	2:09.068	26.537	37.819	28.586	36.126	15:11:50.731
25	2:08.879	26.393	37.760	28.477	36.249	15:13:59.610
p26	2:34.772	28.831	42.698	31.803		15:16:34.382

(28) Klaus STEINEDER

1	2:16.189	27.690	40.175	30.016	38.308	9:46:08.910
p2	2:57.987	26.866	54.104	40.319		9:49:06.897
3	1:14:09.996		39.200	29.204	36.366	11:03:16.893
4	2:09.771	26.284	38.173	29.511	35.803	11:05:26.664
5	2:08.748	25.908	37.939	28.899	36.002	11:07:35.412
6	2:10.505	26.372	38.208	29.132	36.793	11:09:45.917
p7	2:23.010	26.980	37.985	29.350		11:12:08.927
8	1:11:31.650		38.747	29.335	36.452	12:23:40.577
9	2:09.540	26.205	38.182	28.667	36.486	12:25:50.117
10	2:11.631	26.772	38.568	29.533	36.758	12:28:01.748
11	2:09.914	26.483	38.133	28.703	36.595	12:30:11.662
12	2:09.729	26.565	37.876	28.961	36.327	12:32:21.391
p13	2:21.737	26.019	37.859	28.953		12:34:43.128

(136) Jan RÜCKL

p1	2:47.634	35.169	43.943	33.264		9:06:38.749
2	56:32.196		44.580	29.445	37.105	10:03:10.945
3	2:11.645	27.043	38.626	29.675	36.301	10:05:22.590
4	2:10.207	27.071	38.289	28.937	35.910	10:07:32.797
5	2:09.641	26.481	38.361	28.631	36.168	10:09:42.438
6	2:15.397	26.552	44.774	28.323	35.748	10:11:57.835
p7	2:26.463	26.915	38.408	28.508		10:14:24.298
8	1:08:39.714		39.704	29.560	36.852	11:23:04.012
9	2:09.548	26.529	38.670	28.480	35.869	11:25:13.560
10	2:09.120	26.268	38.272	28.799	35.781	11:27:22.680
11	2:08.754	26.639	37.977	28.224	35.914	11:29:31.434
p12	2:38.703	29.359	38.128	31.678		11:32:10.137
13	1:13:57.039		39.008	30.225	36.281	12:46:07.176
14	2:11.711	26.995	38.325	29.792	36.599	12:48:18.887
15	2:10.133	26.572	38.458	28.814	36.289	12:50:29.020
p16	2:27.064	26.303	38.800	30.193		12:52:56.084

(58) Kevin HÖNIGES

1	2:16.185	28.357	40.267	29.921	37.640	9:45:46.958
p2	3:09.063	27.327	1:01.367	36.265		9:48:56.021
3	1:14:42.426		41.784	29.858	38.735	11:03:38.447
4	2:15.165	27.736	40.168	29.560	37.701	11:05:53.612
5	2:13.679	27.237	39.465	29.249	37.728	11:08:07.291
6	2:14.040	28.583	39.016	29.341	37.100	11:10:21.331
7	2:13.197	27.208	38.978	29.291	37.720	11:12:34.528
p8	2:28.624	27.378	40.009	29.495		11:15:03.152
9	3:28:29.776		44.452	31.657	39.660	14:43:32.928
10	2:19.018	28.323	40.202	30.283	40.210	14:45:51.946
11	2:15.382	27.598	40.332	30.065	37.387	14:48:07.328
12	2:11.120	27.007	38.036	29.240	36.837	14:50:18.448
13	2:10.719	26.591	38.478	29.011	36.639	14:52:29.167
14	2:10.556	26.625	38.153	29.017	36.761	14:54:39.723
15	2:09.688	26.378	38.275	28.735	36.300	14:56:49.411
p16	2:39.027	30.235	42.930	31.688		14:59:28.438
17	2:45:32.260		41.963	31.916	45.303	17:45:00.698
18	2:23.695	28.473	41.657	31.082	42.483	17:47:24.393
19	2:29.104	34.740	41.777	32.684	39.903	17:49:53.497
20	2:14.364	27.498	39.479	29.618	37.769	17:52:07.861
21	2:23.283	29.858	39.470	36.009	37.946	17:54:31.144
p22	2:33.555	29.230	40.583	31.478		17:57:04.699

(86) Werner TUSCHER

1	2:17.581	29.516	40.219	30.715	37.131	10:06:09.580
2	2:14.238	28.060	39.186	29.976	37.016	10:08:23.818
3	2:12.280	27.268	38.480	29.419	37.113	10:10:36.098
p4	2:26.615	27.377	38.677	29.824		10:13:02.713
5	1:12:46.150		40.833	30.205	37.166	11:25:48.863
6	2:11.739	26.755	38.514	30.039	36.431	11:28:00.602
7	2:10.767	26.833	38.095	29.233	36.606	11:30:11.369
p8	2:36.712	28.725	39.140	29.676		11:32:48.081
9	1:15:20.840		40.244	30.068	37.598	12:48:08.921
10	2:10.402	26.662	38.096	28.991	36.653	12:50:19.323

Lap	Lap Tm	S1 Tm	S2 Tm	S3 Tm	S4 Tm	Time of Day
11	2:10.222	27.156	37.900	29.105	36.061	12:52:29.545
p12	2:26.897	27.950	38.567	29.952		12:54:56.442

(23) Alex RADL

1	2:16.580	28.082	40.886	30.210	37.402	9:45:36.923
p2	2:31.673	27.264	40.045	29.349		9:48:08.596
3	1:14:40.933		40.434	29.683	37.743	11:02:49.529
4	2:13.136	27.020	39.608	29.913	36.595	11:05:02.665
5	2:12.115	26.930	39.052	29.821	36.312	11:07:14.780
6	2:10.315	26.505	38.774	29.189	35.847	11:09:25.095
7	2:11.407	26.596	39.078	29.351	36.382	11:11:36.502
p8	2:42.561	31.107	44.205	32.525		11:14:19.063
9	1:09:25.951		40.945	30.014	38.227	12:23:45.014
10	2:13.339	27.249	39.478	29.407	37.205	12:25:58.353
11	2:17.804	26.878	39.370	29.702	41.854	12:28:16.157
12	2:16.646	28.377	40.185	30.345	37.739	12:30:32.803
13	2:17.954	27.184	41.113	30.714	38.943	12:32:50.757
p14	2:35.052	26.870	39.272	29.240		12:35:25.809

(67) Richard REZNICEK

1	2:12.580	27.437	38.796	29.359	36.988	10:05:50.138
2	2:11.688	27.248	38.416	29.123	36.901	10:08:01.826
3	2:11.159	27.951	38.308	28.551	36.349	10:10:12.985
p4	2:22.885	26.878	38.358	29.104		10:12:35.870
5	1:10:20.108		39.335	29.594	37.310	11:22:55.978
6	2:10.653	27.061	38.242	28.915	36.435	11:25:06.631
7	2:10.851	26.169	37.869	29.241	37.572	11:27:17.482
8	2:13.982	27.114	39.340	29.715	37.813	11:29:31.464
p9	2:23.376	27.740	38.129	28.985		11:31:54.840
10	3:31:20.276		41.121	30.207	38.889	15:03:15.116
11	2:13.641	27.645	39.462	29.464	37.070	15:05:28.757
12	2:12.677	26.913	39.373	28.995	37.396	15:07:41.434
p13	2:23.135	27.400	38.850	29.445		15:10:04.569
14	2:34:57.496		51.868	38.832	48.007	17:45:02.065
15	2:49.080	34.434	47.573	37.177	49.896	17:47:51.145
16	2:42.389	34.775	47.259	36.643	43.712	17:50:33.534
17	2:59.101	33.546	46.427	37.051	1:02.077	17:53:32.635
18	2:46.615	36.135	45.679	37.680	47.121	17:56:19.250
p19	2:48.173	33.052	46.567	35.758		17:59:07.423

(337) Stefan ASSEG

1	2:18.264	30.168	39.470	29.989	38.637	9:26:08.624
2	2:15.092	28.320	39.443	30.446	36.883	9:28:23.716
3	2:15.232	29.149	39.101	29.734	37.248	9:30:38.948
4	2:17.726	27.500	38.886	31.464	39.876	9:32:56.674
5	2:11.986	27.960	38.439	29.313	36.274	9:35:08.660
p6	2:41.112	28.559	44.181	33.889		9:37:49.772
7	1:05:19.430		39.255	30.750	36.960	10:43:09.202
8	2:16.567	27.508	38.387	31.536	39.136	10:45:25.769
9	2:11.187	27.217	38.424	29.327	36.219	10:47:36.956
10	2:11.417	27.249	38.582	29.039	36.547	10:49:48.373
11	2:10.833	27.253	38.205	28.958	36.417	10:51:59.206
12	2:12.546	27.553	38.615	29.069	37.309	10:54:11.752
p13	2:32.050	27.778	39.708	31.363		10:56:43.802

(69*) Marc ENGELMANN

1	2:14.424	28.397	39.346	29.250	37.431	10:07:05.154
p2	2:43.171	27.722	46.924	35.595		10:09:48.325
3	1:14:12.208		41.510	30.624	38.029	11:24:00.533
4	2:14.400	27.172	39.541	30.143	37.544	11:26:14.933
5	2:13.437	27.738	38.673	29.616	37.410	11:28:28.370
6	2:12.829	27.624	38.587	29.871	36.747	11:30:41.199
p7	2:44.203	26.988	39.076	47.178		11:33:25.402
8	3:10.489		39.466	30.131	36.997	11:36:35.891
p9	2:30.097	27.058	38.963	31.145		11:39:05.988
10	1:07:16.647		39.917	35.753	38.913	12:46:22.635
11	2:11.931	26.984	38.242	29.333	37.372	12:48:34.566
12	2:11.502	27.108	38.226	29.169	36.999	12:50:46.068
p13	2:23.909	26.902	39.743	29.375		12:53:09.977

(336) Benjamin BICHLER

1	2:18.034	28.956	40.070	30.730	38.278	9:45:59.322
p2	3:13.906	28.400	1:01.189	41.603		9:49:13.228
3	1:13:59.573		44.198	31.		

Buddy Racing

02.07.2016

www.pannonia-ring.com 4,740 km

Freies Training Gr. A+B+C+D

2016.07.02. 09:00

Practice started at 9:00:00

Lap	Lap Tm	S1 Tm	S2 Tm	S3 Tm	S4 Tm	Time of Day
4	2:15.272	27.726	39.922	30.544	37.080	11:05:28.073
5	2:11.547	26.909	38.464	29.566	36.608	11:07:39.620
6	2:13.226	27.573	38.907	29.570	37.176	11:09:52.846
7	2:12.652	27.133	39.027	29.724	36.768	11:12:05.498
8	2:11.806	27.040	38.648	29.178	36.940	11:14:17.304
p9	2:23.391	27.284	38.659	29.020		11:16:40.695
10	1:07:26.067		41.249	31.072	38.302	12:24:06.762
11	2:13.906	27.035	39.157	30.236	37.478	12:26:20.668
12	2:13.293	27.846	38.783	29.350	37.314	12:28:33.961
13	2:12.803	26.787	38.936	29.123	37.957	12:30:46.764
14	2:12.489	27.069	38.798	29.667	36.955	12:32:59.253
p15	2:30.493	26.602	38.140	29.203		12:35:29.746
16	2:08:42.352		39.667	29.730	37.088	14:44:12.098
17	2:16.615	27.884	41.429	30.566	36.736	14:46:28.713
18	2:14.923	27.754	40.668	29.031	37.470	14:48:43.636
19	2:11.753	26.902	38.703	29.342	36.806	14:50:55.389
20	2:12.148	26.860	38.966	29.416	36.906	14:53:07.537
p21	3:04.856	26.846	38.322	29.083		14:56:12.393

(152) Robert RANFTL

p1	2:26.799	26.995	38.433	28.839		9:46:54.550
2	1:15:56.811		40.320	29.138	36.775	11:02:51.361
3	2:12.086	27.185	39.139	28.917	36.845	11:05:03.447
4	2:12.775	27.525	39.260	28.801	37.189	11:07:16.222
5	2:20.124	27.446	42.119	30.819	39.740	11:09:36.346
6	2:13.758	26.951	39.770	29.812	37.225	11:11:50.104
p7	2:32.254	27.695	40.528	30.033		11:14:22.358
8	2:49.004		44.271	32.582	38.980	11:17:11.362
p9	2:37.490	29.237	44.167	30.880		11:19:48.852
10	1:03:28.995		43.035	30.978	39.118	12:23:17.847
11	2:15.156	28.304	39.733	29.558	37.561	12:25:33.003
12	2:14.116	27.272	39.997	29.586	37.261	12:27:47.119
13	2:20.668	28.539	43.952	30.388	37.789	12:30:07.787
14	2:16.248	27.892	39.990	30.638	37.728	12:32:24.035
15	2:16.722	27.251	40.427	30.071	38.973	12:34:40.757
p16	3:13.132	38.315	51.697	38.779		12:37:53.889
17	2:05:39.156		43.696	31.427	39.525	14:43:33.045
18	2:18.609	27.566	40.561	30.070	40.412	14:45:51.654
19	2:15.546	27.546	40.428	29.784	37.788	14:48:07.200
20	2:23.388	28.442	40.981	31.796	42.169	14:50:30.588
21	2:24.721	30.191	42.887	31.057	40.586	14:52:55.309
22	2:21.305	29.519	42.127	30.376	39.283	14:55:16.614
23	2:20.742	28.991	41.936	30.823	38.992	14:57:37.356
p24	3:09.235	36.101	53.023	37.774		15:00:46.591

(44) Gyula MEILINGER

p1	2:57.430	28.086	40.893	37.220		9:48:03.270
2	1:15:36.261		43.839	31.975	41.121	11:03:39.531
3	2:15.033	27.464	39.840	30.033	37.696	11:05:54.564
4	2:13.447	26.948	39.289	29.579	37.631	11:08:08.011
5	2:14.398	28.639	39.063	29.248	37.448	11:10:22.409
6	2:12.628	26.697	39.036	29.479	37.416	11:12:35.037
p7	2:29.461	27.270	40.665	30.391		11:15:04.498
8	1:09:03.866		42.598	32.093	40.613	12:24:08.364
9	2:17.701	27.944	39.910	30.567	39.280	12:26:26.065
10	2:17.466	27.759	40.716	30.544	38.447	12:28:43.531
11	2:17.024	27.802	39.842	29.975	39.405	12:31:00.555
12	2:14.628	27.583	39.470	29.605	37.970	12:33:15.183
p13	2:56.041	29.168	41.127	35.544		12:36:11.224
14	2:07:41.463		48.501	32.763	41.893	14:43:52.687
15	2:32.200	29.874	44.312	33.713	44.301	14:46:24.887
p16	2:50.195	31.317	46.405	35.432		14:49:15.082

(6) Werner MÜLLER

1	2:18.872	28.748	43.100	29.279	37.745	10:07:11.959
2	2:16.585	28.059	40.368	30.420	37.738	10:09:28.544
p3	2:32.917	28.234	40.270	29.916		10:12:01.461
4	1:10:58.046		40.796	30.696	38.439	11:22:59.507
5	2:13.082	27.489	38.829	29.339	37.425	11:25:12.589
6	2:13.754	26.952	39.549	29.343	37.910	11:27:26.343
7	2:13.538	27.291	39.104	29.613	37.530	11:29:39.881
8	2:14.823	27.537	39.349	29.617	38.320	11:31:54.704
9	2:14.272	27.744	39.300	29.334	37.894	11:34:08.976
10	2:15.466	27.789	39.683	29.792	38.202	11:36:24.442

Lap	Lap Tm	S1 Tm	S2 Tm	S3 Tm	S4 Tm	Time of Day
p11	2:32.369	28.124	39.451	30.535		11:38:56.811
12	1:07:03.025		40.497	30.295	37.905	12:45:59.836
p13	2:25.759	28.185	39.852	30.636		12:48:25.595
14	5:52.479		40.688	29.991	37.392	12:54:18.074
p15	2:26.087	27.288	39.171	29.509		12:56:44.161

(822) Alexander ROHNER

p1	2:37.665	27.596	40.099	30.029		9:47:06.984
2	1:16:15.069		39.611	30.471	38.770	11:03:22.053
3	2:16.874	27.847	40.903	30.224	37.900	11:05:38.927
4	2:13.623	27.247	39.444	29.590	37.342	11:07:52.550
p5	2:30.360	26.993	39.971	29.907		11:10:22.910
6	1:13:22.587		39.847	29.697	38.463	12:23:45.497
7	2:13.165	27.473	38.966	29.499	37.227	12:25:58.662
8	2:13.278	27.081	39.139	29.676	37.382	12:28:11.940
p9	2:30.738	27.184	39.431	29.367		12:30:42.678
10	2:13:01.353		42.606	31.021	40.096	14:43:44.031
11	2:18.173	28.532	40.525	30.358	38.758	14:46:02.204
12	2:14.535	27.500	39.727	29.463	37.845	14:48:16.739
13	2:15.405	27.749	39.130	29.388	39.138	14:50:32.144
p14	2:33.952	28.989	40.762	31.283		14:53:06.096
15	2:50:31.834		43.886	30.957	39.686	17:43:37.930
16	2:19.053		41.048	31.855	38.485	17:45:56.983
17	2:13.672	26.734	39.715	29.581	37.642	17:48:10.655
p18	2:32.049	26.665	40.124	31.358		17:50:42.704
19	3:16.568		40.872	32.146	38.485	17:53:59.272
20	2:18.167	28.807	41.056	29.614	38.690	17:56:17.439
p21	2:34.104	28.790	39.113	31.471		17:58:51.543

(9) Johannes MESCHNARK

1	2:14.880	28.292	39.197	29.941	37.450	11:25:43.756
2	2:13.415	27.290	38.857	29.410	37.858	11:27:57.171
3	2:13.900	27.382	38.963	29.764	37.791	11:30:11.071
4	2:16.632	27.805	40.677	29.897	38.254	11:32:27.704
5	2:15.056	28.313	39.697	29.520	37.526	11:34:42.760
p6	2:32.807	28.462	39.922	29.444		11:37:15.567
7	1:09:02.052		39.601	29.736	37.822	12:46:17.619
8	2:14.865	27.664	39.450	29.632	38.119	12:48:32.484
9	2:16.638	28.420	40.225	29.637	38.356	12:50:49.122
10	2:15.274	27.758	39.654	29.779	38.083	12:53:04.396
11	2:15.513	27.541	39.988	29.555	38.429	12:55:19.909
p12	2:38.587	28.217	40.599	32.912		12:57:58.496
13	2:05:39.380		42.031	31.021	39.821	15:03:37.876
14	2:21.506	29.447	40.834	30.226	40.999	15:05:59.382
p15	2:39.520	29.132	41.961	31.651		15:08:38.902

(716) Albert LERNER

1	2:19.675	29.119	40.766	31.519	38.271	9:45:43.653
p2	3:09.914	29.069	59.696	37.977		9:48:53.567
3	1:14:49.815		43.796	32.007	40.201	11:03:43.382
4	2:19.848	29.523	41.124	30.803	38.398	11:06:03.230
5	2:18.591	29.236	40.627	30.437	38.291	11:08:21.821
6	2:17.794	28.980	40.605	30.131	38.078	11:10:39.615
7	2:13.771	27.630	39.559	29.590	36.992	11:12:53.386
p8	2:29.069	27.554	39.425	29.942		11:15:22.455
9	1:07:54.742		43.057	31.152	38.967	12:23:17.197
10	2:16.999	28.717	40.197	30.198	37.887	12:25:34.196
11	2:16.356	28.178	39.759	30.377	38.042	12:27:50.552
12	2:15.004	27.989	39.945	29.919	37.151	12:30:05.556
13	2:15.741	28.349	39.584	30.331	37.477	12:32:21.297
p14	2:41.764	28.326	44.218	30.655		12:35:03.061
15	2:09:25.161		41.847	31.506	40.269	14:44:28.222
16	2:19.674	29.475	40.356	30.917	38.926	14:46:47.896
17	2:18.430	28.782	40.456	30.557	38.635	14:49:06.326
18	2:19.908	28.757	40.706	31.323	39.122	14:51:26.234
p19	2:44.081	28.838	42.986	32.279		14:54:10.315

(202) Herbert Franz LEBLER

1	2:17.797	29.490	40.208	30.313	37.786	9:45:41.567
p2	6:17.151	28.020	4:02.729	41.865		9:51:58.718
3	2:31:15.921		42.639	31.147	38.096	12:23:14.639
4	2:14.008	27.679	39.389	29.815	37.125	12:25:28.647
p5	2:28.443	27.542	39.015	30.390		12:27:57.090
6	2:15:19.320		41.838	30.512	38.346	14:43:16.410

Buddy Racing

02.07.2016

www.pannonia-ring.com 4,740 km

Freies Training Gr. A+B+C+D

2016.07.02. 09:00

Practice started at 9:00:00

Lap	Lap Tm	S1 Tm	S2 Tm	S3 Tm	S4 Tm	Time of Day
7	2:15.582	28.021	39.755	29.702	38.104	14:45:31.992
8	2:17.746	28.718	39.936	30.148	38.944	14:47:49.738
9	2:16.644	28.085	39.899	29.965	38.695	14:50:06.382
10	2:16.966	28.427	40.087	30.253	38.199	14:52:23.348
11	2:16.389	27.988	39.666	30.080	38.655	14:54:39.737
12	2:19.934	28.975	41.215	31.328	38.416	14:56:59.671
p13	2:31.337	27.821	39.718	30.047		14:59:31.008

(88) Jean-Luc PALLUCE

1	2:19.047	28.486	40.734	30.568	39.259	10:07:00.285
2	2:18.274	28.450	40.703	30.721	38.400	10:09:18.559
3	2:16.756	28.410	40.284	30.019	38.043	10:11:35.315
p4	2:38.317	28.953	40.823	32.866		10:14:13.632
5	49:42.906		42.379	30.994	38.881	11:03:56.538
6	2:17.174	28.334	40.236	29.801	38.803	11:06:13.712
7	2:15.641	28.813	39.467	29.718	37.643	11:08:29.353
8	2:16.299	28.135	40.022	29.902	38.240	11:10:45.652
9	2:16.020	28.151	39.922	29.657	38.290	11:13:01.672
10	2:14.348	28.018	39.613	29.384	37.333	11:15:16.020
11	2:15.035	28.106	39.543	29.852	37.534	11:17:31.055
p12	2:28.240	28.544	39.017	30.122		11:19:59.295
13	1:06:28.743		40.488	30.090	37.955	12:26:28.038
14	2:17.086	27.583	40.302	30.694	38.507	12:28:45.124
15	2:14.316	27.662	39.117	29.521	38.016	12:30:59.440

(71) Ernst TEFERNER

1	2:19.629	29.150	40.583	30.419	39.477	9:45:42.763
p2	3:17.677	27.823	1:11.924	37.560		9:49:00.440
3	1:13:56.003		42.177	30.577	39.090	11:02:56.443
4	2:16.226	28.660	39.872	29.884	37.810	11:05:12.669
5	2:16.280	28.083	40.448	30.054	37.695	11:07:28.949
6	2:15.463	28.435	39.798	29.874	37.356	11:09:44.412
7	2:15.947	28.176	40.287	29.838	37.646	11:12:00.359
8	2:14.616	27.836	39.762	29.918	37.100	11:14:14.975
9	2:15.719	27.649	39.788	29.780	38.502	11:16:30.694
p10	2:37.136	28.583	40.725	30.108		11:19:07.830
11	1:04:54.835		42.116	30.941	39.006	12:24:02.665
12	2:17.721	29.232	40.852	30.094	37.543	12:26:20.386
13	2:16.131	28.614	40.352	29.736	37.429	12:28:36.517
14	2:15.139	27.912	39.613	29.804	37.810	12:30:51.656
15	2:16.566	28.553	40.386	30.071	37.556	12:33:08.222
p16	3:01.697	29.038	40.143	39.465		12:36:09.919
17	2:08:25.661		44.686	32.424	41.009	14:44:35.580
18	2:21.210	28.920	42.145	31.199	38.946	14:46:56.790
19	2:19.291	28.464	41.237	30.680	38.910	14:49:16.081
20	2:17.740	28.308	40.694	30.570	38.168	14:51:33.821
21	2:18.979	28.294	41.189	30.833	38.663	14:53:52.800
22	2:18.541	28.752	40.447	30.761	38.581	14:56:11.341
p23	2:43.683	29.348	45.774	33.275		14:58:55.024

(469) Marcus HUMMEL

p1	2:32.684	28.217	40.374	30.200		9:47:00.259
2	1:16:15.361		44.582	32.308	40.032	11:03:15.620
3	2:15.468	27.438	40.185	30.277	37.568	11:05:31.088
4	2:14.832	27.483	40.023	29.851	37.475	11:07:45.920
5	2:14.775	27.940	39.807	29.564	37.464	11:10:00.695
6	2:15.174	27.611	39.800	30.009	37.754	11:12:15.869
7	2:18.741	28.515	40.935	30.610	38.681	11:14:34.610
8	2:18.733	28.493	40.645	30.807	38.788	11:16:53.343
p9	2:34.574	29.086	42.028	31.445		11:19:27.917
10	1:04:40.756		43.165	31.442	40.246	12:24:08.673
11	2:18.357	28.886	40.848	30.330	38.293	12:26:27.030
12	2:17.710	27.868	40.893	30.488	38.461	12:28:44.740
13	2:18.207	28.423	40.808	30.642	38.334	12:31:02.947
14	2:18.291	27.928	40.433	30.932	38.998	12:33:21.238
p15	2:52.995	28.914	41.700	31.945		12:36:14.233
16	2:07:57.202		41.876	30.990	40.730	14:44:11.435
17	2:19.545	28.424	41.418	30.577	39.126	14:46:30.980
18	2:19.790	28.273	41.648	30.752	39.117	14:48:50.770
19	2:19.295	28.551	40.953	30.707	39.084	14:51:10.065
20	2:19.079	28.230	41.264	30.699	38.886	14:53:29.144
21	2:18.911	28.228	40.786	30.561	39.336	14:55:48.055
p22	2:35.857	28.524	41.622	31.795		14:58:23.912

Lap	Lap Tm	S1 Tm	S2 Tm	S3 Tm	S4 Tm	Time of Day
(236) Tobias SCHNEIDER						
1	2:41.667	29.465	42.995	45.511	43.696	9:27:23.004
2	2:25.936	31.012	41.924	32.676	40.324	9:29:48.940
3	2:22.899	30.693	41.027	31.985	39.194	9:32:11.839
4	2:23.317	30.426	40.940	33.258	38.693	9:34:35.156
5	2:17.327	27.705	40.078	30.518	39.026	9:36:52.483
p6	2:37.692	28.479	40.995	31.891		9:39:30.175
7	1:05:03.636		45.496	32.957	40.778	10:44:33.811
8	2:18.966	28.620	40.803	30.378	39.165	10:46:52.777
9	2:19.758	28.265	41.961	30.437	39.095	10:49:12.535
10	2:22.168	29.910	41.734	31.206	39.318	10:51:34.703
11	2:27.081	28.567	41.776	32.954	43.784	10:54:01.784
12	2:31.408	31.757	44.455	32.379	42.817	10:56:33.192
p13	2:48.181	31.745	45.227	31.287		10:59:21.373
14	1:05:51.793		44.982	33.263	40.955	12:05:13.166
15	2:24.843	29.924	42.770	31.450	40.699	12:07:38.009
p16	2:41.486	29.916	42.944	32.118		12:10:19.495
17	4:17.419		42.983	31.665	40.767	12:14:36.914
18	2:21.550	28.757	41.747	30.707	40.339	12:16:58.464
p19	2:48.993	28.214	42.832	37.870		12:19:47.457
20	2:05:31.720		48.298	33.390	42.310	14:25:19.177
21	2:26.479	29.940	43.512	32.320	40.707	14:27:45.656
22	2:26.900	29.607	43.747	32.324	41.222	14:30:12.556
23	2:20.815	29.830	40.781	30.573	39.631	14:32:33.371
24	2:21.378	28.749	41.479	31.678	39.472	14:34:54.749
25	2:20.901	28.158	41.345	31.873	39.525	14:37:15.650
p26	2:51.553	30.620	44.775	34.083		14:40:07.203

(7) Franz KICKENWEIZ

1	2:18.036	28.929	40.557	30.437	38.113	9:45:40.896
p2	6:18.428	28.258	4:20.178	33.930		9:51:59.324
3	1:11:43.836		43.834	32.087	40.197	11:03:43.160
4	2:19.650	29.449	41.121	30.379	38.701	11:06:02.810
5	2:18.945	29.292	40.572	30.591	38.490	11:08:21.755
6	2:17.912	28.748	40.415	30.312	38.437	11:10:39.667
7	2:17.911	29.048	40.033	30.260	38.570	11:12:57.578
8	2:17.920	28.706	40.174	30.646	38.394	11:15:15.498
p9	2:32.006	29.023	41.043	30.923		11:17:47.504
10	1:05:30.298		43.010	31.051	39.968	12:23:17.802
11	2:17.366	29.127	40.184	30.242	37.813	12:25:35.168
12	2:17.451	28.092	39.585	30.904	38.870	12:27:52.619
13	2:18.083	28.555	40.268	30.913	38.347	12:30:10.702
p14	2:30.557	29.048	41.302	30.941		12:32:41.259
15	2:12:16.548		43.502	32.347	40.269	14:44:57.807
16	2:22.972	29.557	42.197	31.634	39.584	14:47:20.779
17	2:23.323	29.204	42.455	32.047	39.617	14:49:44.102
p18	2:35.142	29.684	43.032	31.726		14:52:19.244

(711) Dominik TAFERNER

1	2:17.758	29.338	40.445	30.034	37.941	9:45:41.187
---	-----------------	--------	---------------	---------------	---------------	-------------

(89) Vincent SIEVERS

1	2:26.819	30.701	43.449	32.339	40.330	9:26:48.959
2	2:22.391	29.296	41.378	32.049	39.668	9:29:11.350
3	2:22.298	29.828	40.919	31.849	39.702	9:31:33.648
4	2:21.565	29.704	40.286	31.891	39.684	9:33:55.213
5	2:22.144	28.959	41.136	32.261	39.788	9:36:17.357
p6	2:44.614	29.402	41.178	32.781		9:39:01.971
7	1:04:57.314		42.180	32.465	41.307	10:43:59.285
8	2:22.981	28.858	40.866	31.578	41.679	10:46:22.266
9	2:24.923	30.718	41.955	32.035	40.215	10:48:47.189
10	2:24.122	28.716	42.156	33.027	40.223	10:51:11.311
p11	2:39.824	28.733	42.311	32.300		10:53:51.135
p12	2:57.930		41.107	31.458		10:56:49.065
13	1:06:40.090		43.317	34.185	41.207	12:03:29.155
14	2:23.995	28.651	41.843	33.121	40.380	12:05:53.150
15	2:20.138	28.435	40.431	31.465	39.807	12:08:13.288
16	2:20.253	28.914	40.575	31.632	39.132	12:10:33.541
17	2:21.037	29.186	41.334	31.108	39.409	12:12:54.578
18	2:20.461	28.965	40.968	31.194	39.334	12:15:15.039
19	2:20.116	28.305	41.090	31.199	39.522	12:17:35.155
p20	2:38.171					



Buddy Racing

02.07.2016

www.pannonia-ring.com 4,740 km

Freies Training Gr. A+B+C+D

2016.07.02. 09:00

Practice started at 9:00:00

Table with columns: Lap, Lap Tm, S1 Tm, S2 Tm, S3 Tm, S4 Tm, Time of Day. Rows 23-35.

(719) Markus BESENDORFER

Table with columns: Lap, Lap Tm, S1 Tm, S2 Tm, S3 Tm, S4 Tm, Time of Day. Rows p1-p21.

(694) Manfred KROPP

Table with columns: Lap, Lap Tm, S1 Tm, S2 Tm, S3 Tm, S4 Tm, Time of Day. Rows 1-5.

(484) Andreas SCHOCH

Table with columns: Lap, Lap Tm, S1 Tm, S2 Tm, S3 Tm, S4 Tm, Time of Day. Rows p1-p9.

(117) Adolf ADRIAN

Table with columns: Lap, Lap Tm, S1 Tm, S2 Tm, S3 Tm, S4 Tm, Time of Day. Rows 1-18.

Table with columns: Lap, Lap Tm, S1 Tm, S2 Tm, S3 Tm, S4 Tm, Time of Day. Rows p19, (141) Johanin PLANK, p1-p12.

(90) Erwin UNTERWEGER

Table with columns: Lap, Lap Tm, S1 Tm, S2 Tm, S3 Tm, S4 Tm, Time of Day. Rows 1-19.

(1) Manfred PRIBAS

Table with columns: Lap, Lap Tm, S1 Tm, S2 Tm, S3 Tm, S4 Tm, Time of Day. Rows 1-25.

(691) Philipp KULMER

Table with columns: Lap, Lap Tm, S1 Tm, S2 Tm, S3 Tm, S4 Tm, Time of Day. Rows 1-9.

Chief of Timing & Scoring: György Lakatos

Orbits

Race Director





Buddy Racing

02.07.2016

www.pannonia-ring.com 4,740 km

Freies Training Gr. A+B+C+D

2016.07.02. 09:00

Practice started at 9:00:00

Table with 12 columns: Lap, Lap Tm, S1 Tm, S2 Tm, S3 Tm, S4 Tm, Time of Day, Lap, Lap Tm, S1 Tm, S2 Tm, S3 Tm, S4 Tm, Time of Day. Contains two sets of race data.

(159) Karlheinz KRIZANIC

Table with 12 columns: Lap, Lap Tm, S1 Tm, S2 Tm, S3 Tm, S4 Tm, Time of Day. Data for driver Karlheinz KRIZANIC.

(343) Wolfgang PUTZ

Table with 12 columns: Lap, Lap Tm, S1 Tm, S2 Tm, S3 Tm, S4 Tm, Time of Day. Data for driver Wolfgang PUTZ.

(*78) Wolfgang REICHL

Table with 12 columns: Lap, Lap Tm, S1 Tm, S2 Tm, S3 Tm, S4 Tm, Time of Day. Data for driver Wolfgang REICHL.

(76) Stephan BÖHM

Table with 12 columns: Lap, Lap Tm, S1 Tm, S2 Tm, S3 Tm, S4 Tm, Time of Day. Data for driver Stephan BÖHM.

(258) Heimo RESTNER

Table with 12 columns: Lap, Lap Tm, S1 Tm, S2 Tm, S3 Tm, S4 Tm, Time of Day. Data for driver Heimo RESTNER.

(70) Martin SCHANZ

Table with 12 columns: Lap, Lap Tm, S1 Tm, S2 Tm, S3 Tm, S4 Tm, Time of Day. Data for driver Martin SCHANZ.

(4) Andreas DANNINGER

Table with 12 columns: Lap, Lap Tm, S1 Tm, S2 Tm, S3 Tm, S4 Tm, Time of Day. Data for driver Andreas DANNINGER.

Chief of Timing & Scoring: György Lakatos Race Director





Buddy Racing

02.07.2016

www.pannonia-ring.com 4,740 km

Freies Training Gr. A+B+C+D

2016.07.02. 09:00

Practice started at 9:00:00

Table with columns: Lap, Lap Tm, S1 Tm, S2 Tm, S3 Tm, S4 Tm, Time of Day. Rows 2-18.

(191) Manuel DAHLHOF

Table with columns: Lap, Lap Tm, S1 Tm, S2 Tm, S3 Tm, S4 Tm, Time of Day. Rows 1-34.

(*77) Christian HÄCKER

Table with columns: Lap, Lap Tm, S1 Tm, S2 Tm, S3 Tm, S4 Tm, Time of Day. Rows 1-19.

Table with columns: Lap, Lap Tm, S1 Tm, S2 Tm, S3 Tm, S4 Tm, Time of Day. Rows 20-25, (72) Alexander TRABY, 1-25, p18, p25.

(269) Patrick MARZINGER

Table with columns: Lap, Lap Tm, S1 Tm, S2 Tm, S3 Tm, S4 Tm, Time of Day. Rows 1-23.

(140) Thomas BAUMGARTNER

Table with columns: Lap, Lap Tm, S1 Tm, S2 Tm, S3 Tm, S4 Tm, Time of Day. Rows 1-14.

(50) Robert WENZEL

Table with columns: Lap, Lap Tm, S1 Tm, S2 Tm, S3 Tm, S4 Tm, Time of Day. Row 1.

Chief of Timing & Scoring: György Lakatos

Orbits

Race Director





Buddy Racing

02.07.2016

www.pannonia-ring.com 4,740 km

Freies Training Gr. A+B+C+D

2016.07.02. 09:00

Practice started at 9:00:00

Table with columns: Lap, Lap Tm, S1 Tm, S2 Tm, S3 Tm, S4 Tm, Time of Day. Contains data for drivers: (913) Christina FUCHS, (46) Christian RAUH, (13) Ingrid HÜBL, (463) Kerstin LATZENHOFER, (33) Michael HEGEDÜS, (17) Kerstin KRIMBACHER.

Chief of Timing & Scoring: György Lakatos

Orbits

Race Director





Buddy Racing


02.07.2016

www.pannonia-ring.com 4,740 km

Freies Training Gr. A+B+C+D

2016.07.02. 09:00

Practice started at 9:00:00



Lap	Lap Tm	S1 Tm	S2 Tm	S3 Tm	S4 Tm	Time of Day	Lap	Lap Tm	S1 Tm	S2 Tm	S3 Tm	S4 Tm	Time of Day
1	2:34.445	32.621	45.512	33.518	42.794	9:10:01.891	9	2:28.945	30.437	43.114	33.574	41.820	12:11:05.856
2	2:34.270	31.597	44.323	33.320	45.030	9:12:36.161	10	2:27.405	30.302	42.580	33.521	41.002	12:13:33.261
3	2:44.337	34.968	47.369	37.699	44.301	9:15:20.498	11	2:28.705	30.655	42.794	33.130	42.126	12:16:01.966
4	2:30.864	30.839	42.818	33.212	43.995	9:17:51.362	p12	2:52.183	31.502	43.494	34.765		12:18:54.149
p5	2:49.012	30.757	43.385	32.550		9:20:40.374	13	2:04:46.724		45.534	34.036	43.844	14:23:40.873
6	1:04:38.052		45.744	33.584	42.849	10:25:18.426	14	2:34.468	31.732	44.222	34.753	43.761	14:26:15.341
7	2:28.066	31.258	42.938	32.247	41.623	10:27:46.492	15	2:29.426	30.509	43.241	33.422	42.254	14:28:44.767
8	2:29.397	31.156	43.360	32.678	42.203	10:30:15.889	16	2:30.051	30.620	43.410	33.712	42.309	14:31:14.818
9	2:29.120	31.022	44.240	32.580	41.278	10:32:45.009	17	2:30.893	31.199	43.688	33.625	42.381	14:33:45.711
10	2:28.451	30.569	43.540	32.644	41.698	10:35:13.460	18	2:31.592	31.004	43.445	33.901	43.242	14:36:17.303
11	2:28.796	30.798	43.482	32.826	41.690	10:37:42.256	p19	2:58.690	31.681	43.885	34.537		14:39:15.993
p12	2:50.740	31.028	45.250	36.786		10:40:32.996							
13	1:04:18.119		47.166	34.895	42.976	11:44:51.115							
14	2:30.227	31.083	44.371	32.649	42.124	11:47:21.342	(39) Christoph JOBST						
15	2:30.030	30.527	43.816	32.816	42.871	11:49:51.372	1	2:43.340	33.296	47.369	38.468	44.207	9:06:40.681
16	2:42.304	32.090	46.853	37.747	45.614	11:52:33.676	2	2:37.679	32.816	45.329	35.238	44.296	9:09:18.360
17	2:40.159	34.398	47.485	36.596	41.680	11:55:13.835	3	2:35.520	32.583	44.682	34.671	43.584	9:11:53.880
18	2:29.180	30.588	44.104	32.527	41.961	11:57:43.015	4	2:36.746	32.586	44.747	35.238	44.175	9:14:30.626
p19	2:44.453	31.514	43.541	32.117		12:00:27.468	5	2:34.566	32.313	44.460	34.306	43.487	9:17:05.192
20	2:05:25.079		46.991	36.380	48.373	14:05:52.547	p6	2:57.747	32.530	44.820	34.482		9:20:02.939
21	2:31.298	31.360	44.195	33.124	42.619	14:08:23.845	7	1:03:03.334		48.766	34.705	43.961	10:23:06.273
22	2:30.940	31.373	44.412	32.814	42.341	14:10:54.785	8	2:32.501	31.582	45.369	33.616	41.934	10:25:38.774
23	2:30.007	31.189	43.872	32.683	42.263	14:13:24.792	9	2:31.445	31.700	44.356	33.525	41.864	10:28:10.219
24	2:26.137	30.469	42.503	31.896	41.269	14:15:50.929	10	2:29.987	31.363	43.900	32.918	41.806	10:30:40.206
p25	2:43.572	30.700	43.057	32.474		14:18:34.501	11	2:27.989	30.237	43.462	32.810	41.480	10:33:08.195
							12	2:27.540	30.668	43.201	32.692	40.979	10:35:35.735
							p13	2:44.074	31.516	43.362	33.353		10:38:19.809
							14	1:05:17.408		45.415	34.161	41.751	11:43:37.217
							15	2:31.369	30.621	44.127	34.744	41.877	11:46:08.586
							16	2:28.743	30.644	43.022	33.325	41.752	11:48:37.329
							17	2:28.849	30.907	43.179	33.578	41.185	11:51:06.178
							18	2:28.976	30.443	43.547	33.376	41.610	11:53:35.154
							19	2:29.238	31.440	43.539	32.788	41.471	11:56:04.392
							p20	2:49.742	31.225	43.277	33.543		11:58:54.134
							21	2:05:21.178		45.143	35.071	43.942	14:04:15.312
							22	2:33.312	32.285	44.265	33.690	43.072	14:06:48.624
							23	2:32.681	32.037	43.704	33.808	43.132	14:09:21.305
							24	2:32.688	31.919	44.400	33.629	42.740	14:11:53.993
							25	2:37.871	31.819	44.065	35.742	46.245	14:14:31.864
							26	2:33.010	32.495	43.534	33.768	43.213	14:17:04.874
							p27	2:58.101	31.350	45.757	36.839		14:20:02.975

(42) Lennart ULBEL						
Lap	Lap Tm	S1 Tm	S2 Tm	S3 Tm	S4 Tm	Time of Day
1	2:29.732	31.775	42.962	33.605	41.390	9:28:54.722
2	2:27.660	30.547	42.438	33.519	41.156	9:31:22.382
3	2:29.946	31.116	43.036	33.770	42.024	9:33:52.328
4	2:26.818	30.502	42.226	33.190	40.900	9:36:19.146
p5	2:46.185	30.948	42.345	32.961		9:39:05.331
p6	1:05:38.172		47.100	34.541		10:44:43.503
7	1:18:48.553		44.600	33.255	40.853	12:03:32.056
p8	2:43.673	31.077	43.830	33.937		12:06:15.729

(59) Rolf NEUBERT						
Lap	Lap Tm	S1 Tm	S2 Tm	S3 Tm	S4 Tm	Time of Day
1	2:39.136	33.503	47.290	34.701	43.642	9:26:56.563
2	2:37.552	32.763	46.766	34.464	43.559	9:29:34.115
3	2:36.435	32.154	46.283	34.570	43.428	9:32:10.550
4	2:33.297	31.855	44.997	33.591	42.854	9:34:43.847
5	2:35.191	31.780	45.113	34.179	44.119	9:37:19.038
p6	2:50.088	32.067	45.309	34.648		9:40:09.126
7	1:03:32.796		45.345	34.350	42.662	10:43:41.922
8	2:31.444	31.783	45.045	33.153	41.463	10:46:13.366
9	2:28.282	30.800	43.567	32.508	41.407	10:48:41.648
10	2:28.431	30.673	43.254	33.133	41.371	10:51:10.079
11	2:29.836	31.187	43.730	32.540	42.379	10:53:39.915
12	2:30.862	31.865	43.377	33.378	42.242	10:56:10.777
p13	2:44.925	30.650	42.729	33.387		10:58:55.702
14	1:04:54.643		45.323	34.802	43.126	12:03:50.345
15	2:31.625	32.184	44.991	32.637	41.813	12:06:21.970
16	2:30.965	32.412	44.215	32.896	41.442	12:08:52.935
17	2:30.042	31.204	43.977	32.750	42.111	12:11:22.977
18	2:37.293	32.721	47.358	33.618	43.596	12:14:00.270
19	2:30.696	31.554	43.949	33.168	42.025	12:16:30.966
p20	2:45.795	31.132	44.084	33.480		12:19:16.761
21	2:04:17.808		44.959	32.830	41.336	14:23:34.569
22	2:29.130	31.086	43.814	32.648	41.582	14:26:03.699
23	2:29.228	31.212	43.524	32.651	41.841	14:28:32.927
24	2:28.859	31.549	43.924	32.118	41.268	14:31:01.786
25	2:26.914	30.541	43.150	32.423	40.800	14:33:28.700
26	2:28.312	30.436	42.691	33.237	41.948	14:35:57.012
p27	2:45.491	30.968	43.149	32.801		14:38:42.503

(273) Günther LORENZ						
Lap	Lap Tm	S1 Tm	S2 Tm	S3 Tm	S4 Tm	Time of Day
1	2:33.594	31.132	44.776	35.048	42.638	9:27:03.880
2	2:32.581	31.426	44.082	34.390	42.683	9:29:36.461
3	2:31.264	31.215	44.460	33.810	41.779	9:32:07.725
4	2:31.460	31.031	43.913	34.187	42.329	9:34:39.185
p5	2:53.983	31.052	44.432	34.094		9:37:33.168
6	2:26:03.582		46.421	35.363	42.302	12:03:36.750
7	2:30.594	30.406	43.864	34.076	42.248	12:06:07.344
8	2:29.567	31.202	43.105	33.551	41.709	12:08:36.911

(265) Thomas LUX						
Lap	Lap Tm	S1 Tm	S2 Tm	S3 Tm	S4 Tm	Time of Day
1	2:29.169	30.519	43.447	33.545	41.658	9:08:10.420
2	2:28.736	29.455	43.070	34.984	41.227	9:10:39.156
3	2:35.125	30.657	42.884	38.176	43.408	9:13:14.281
p4	12:31.979	31.616	42.998	33.044		9:25:46.260
5	58:24.446		47.301	34.113	42.752	10:24:10.706
6	2:29.577	30.075	43.680	33.621	42.201	10:26:40.283
7	2:28.618	29.835	42.918	33.533	42.332	10:29:08.901
p8	2:49.659	32.398	45.344	34.153		10:31:58.560
9	2:57.857		43.495	33.297	41.530	10:34:56.417
10	2:32.184	31.029	46.193	34.743	40.219	10:37:28.601
p11	2:54.290	31.133	43.150	37.068		10:40:22.891
12	1:04:16.262		45.810	34.260	42.949	11:44:39.153
13	2:30.636	30.745	44.343	33.536	42.012	11:47:09.789
p14	2:49.590	31.302	43.835	36.353		11:49:59.379
15	4:20.317		44.343	33.722	41.520	11:54:19.696
16	2:27.665	29.807	42.549	33.864	41.445	11:56:47.361
p17	2:52.448	30.161	42.910	37.725		11:59:39.809
18	2:27:32.108		44.839	36.359	43.267	14:27:11.917
19	2:30.664	31.082	43.012	34.432	42.138	14:29:42.581
20	2:28.694	30.571	42.791	33.212	42.120	14:32:11.275
21	2:36.180	29.495	42.992	34.113	49.580	14:34:47.455
22	2:31.598	30.862	44.433	33.853	42.450	14:37:19.053
p23	2:					



Buddy Racing

02.07.2016

www.pannonia-ring.com 4,740 km

Freies Training Gr. A+B+C+D

2016.07.02. 09:00

Practice started at 9:00:00

Table with 12 columns: Lap, Lap Tm, S1 Tm, S2 Tm, S3 Tm, S4 Tm, Time of Day, Lap, Lap Tm, S1 Tm, S2 Tm, S3 Tm, S4 Tm, Time of Day. Rows include laps 3-16 and p10-p12.

(126) Amir FAJKOVIC

Table with 7 columns: Lap, Lap Tm, S1 Tm, S2 Tm, S3 Tm, S4 Tm, Time of Day. Rows include laps 1-18.

(880) Ljubisa MILANKOVIC

Table with 7 columns: Lap, Lap Tm, S1 Tm, S2 Tm, S3 Tm, S4 Tm, Time of Day. Rows include laps 1-31.

(675) Andreas RÖDIG

Table with 7 columns: Lap, Lap Tm, S1 Tm, S2 Tm, S3 Tm, S4 Tm, Time of Day. Rows include laps 1-5.

(8) Sigi PRENER

Table with 12 columns: Lap, Lap Tm, S1 Tm, S2 Tm, S3 Tm, S4 Tm, Time of Day, Lap, Lap Tm, S1 Tm, S2 Tm, S3 Tm, S4 Tm, Time of Day. Rows include laps 1-26.

(55) Stefan JÄGER

Table with 12 columns: Lap, Lap Tm, S1 Tm, S2 Tm, S3 Tm, S4 Tm, Time of Day, Lap, Lap Tm, S1 Tm, S2 Tm, S3 Tm, S4 Tm, Time of Day. Rows include laps 1-24.

(97) Klaus BUCHER

Table with 12 columns: Lap, Lap Tm, S1 Tm, S2 Tm, S3 Tm, S4 Tm, Time of Day, Lap, Lap Tm, S1 Tm, S2 Tm, S3 Tm, S4 Tm, Time of Day. Rows include laps 1-11.

Chief of Timing & Scoring: György Lakatos

Race Director

Orbits





Buddy Racing

02.07.2016

www.pannonia-ring.com 4,740 km

Freies Training Gr. A+B+C+D

2016.07.02. 09:00

Practice started at 9:00:00

Table with 7 columns: Lap, Lap Tm, S1 Tm, S2 Tm, S3 Tm, S4 Tm, Time of Day. Rows 12-29.

(18) Patrick FILLA

Table with 7 columns: Lap, Lap Tm, S1 Tm, S2 Tm, S3 Tm, S4 Tm, Time of Day. Rows 1-14.

(911) Melanie SPRACHOWITZ

Table with 7 columns: Lap, Lap Tm, S1 Tm, S2 Tm, S3 Tm, S4 Tm, Time of Day. Rows 1-17.

(11) Christian REISENBICHLER

Table with 7 columns: Lap, Lap Tm, S1 Tm, S2 Tm, S3 Tm, S4 Tm, Time of Day. Rows 1-13.

Table with 7 columns: Lap, Lap Tm, S1 Tm, S2 Tm, S3 Tm, S4 Tm, Time of Day. Rows 14-29.

(80) Roland OZMEC

Table with 7 columns: Lap, Lap Tm, S1 Tm, S2 Tm, S3 Tm, S4 Tm, Time of Day. Rows 1-17.

(43) Wolf Mojmir - NUMINARACE

Table with 7 columns: Lap, Lap Tm, S1 Tm, S2 Tm, S3 Tm, S4 Tm, Time of Day. Rows 1-3.

(158) Richard Lukas REZNICEK

Table with 7 columns: Lap, Lap Tm, S1 Tm, S2 Tm, S3 Tm, S4 Tm, Time of Day. Rows 1-33.

(108) Gerhard BUCHER

Table with 7 columns: Lap, Lap Tm, S1 Tm, S2 Tm, S3 Tm, S4 Tm, Time of Day. Rows 1-5.

Chief of Timing & Scoring: György Lakatos

Orbits

Race Director





Buddy Racing


02.07.2016

www.pannonia-ring.com 4,740 km

Freies Training Gr. A+B+C+D

2016.07.02. 09:00

Practice started at 9:00:00



Lap	Lap Tm	S1 Tm	S2 Tm	S3 Tm	S4 Tm	Time of Day
p6	3:01.289	33.414	48.502	36.097		10:39:49.824
7	1:03:02.464		49.641	37.772	46.061	11:42:52.288
8	2:44.730	33.759	48.327	37.086	45.558	11:45:37.018
9	2:42.842	33.319	47.318	36.730	45.475	11:48:19.860
10	2:42.173	33.209	47.566	36.861	44.547	11:51:02.033
11	2:39.629	32.525	46.539	35.925	44.640	11:53:41.662
12	2:39.550	32.306	47.158	35.719	44.367	11:56:21.212
p13	3:05.420	34.103	47.488	36.252		11:59:26.632
14	2:04:33.139		50.608	37.858	47.553	14:03:59.771
15	2:46.250		48.907	37.361	46.073	14:06:46.021
16	2:46.152	34.456	48.325	37.129	46.242	14:09:32.173
17	2:46.932	34.337	48.683	37.311	46.601	14:12:19.105
18	2:43.145	33.129	47.633	36.335	46.048	14:15:02.250
19	2:40.939	32.812	47.399	35.758	44.970	14:17:43.189
20	3:28:24.971	32.977	50.750	37.377	45.880	17:46:08.160
21	2:49.064	34.485	48.943	38.140	47.496	17:48:57.224
22	2:51.204	35.201	50.154	38.346	47.503	17:51:48.428
23	2:53.830	34.922	50.232	40.941	47.735	17:54:42.258
24	2:50.435	35.441	49.825	37.904	47.265	17:57:32.693
p25	3:12.230	36.771	49.964	39.057		18:00:44.923

Lap	Lap Tm	S1 Tm	S2 Tm	S3 Tm	S4 Tm	Time of Day
p15	3:11.243	36.532	51.484	39.718		11:59:37.824
(361) Andreas FREILER						
p1	2:25.048	28.509	39.249	29.401		10:07:15.238
p2	4:14.466		40.703	31.428		10:11:29.704

(10) Karl PRESSLAUER

1	2:43.811	33.816	47.266	36.884	45.845	10:25:58.415
2	2:40.554	33.233	47.190	34.902	45.229	10:28:38.969
p3	2:51.875	33.370	49.503	34.665		10:31:30.844
4	1:11:16.088		47.262	35.322	45.285	11:42:46.932
5	2:40.397	33.551	46.664	35.514	44.668	11:45:27.329
6	2:41.647	34.411	47.159	35.592	44.485	11:48:08.976
7	2:42.124	33.758	46.906	36.064	45.396	11:50:51.100
p8	2:53.129	33.805	48.099	35.254		11:53:44.229
9	2:10:34.872		48.649	37.898	47.457	14:04:19.101
10	2:43.918		47.904	35.159	45.865	14:07:03.019
11	2:42.595	34.258	47.481	36.092	44.764	14:09:45.614
12	2:41.597	33.948	47.553	35.477	44.619	14:12:27.211
13	2:41.068	33.942	47.741	35.242	44.143	14:15:08.279
p14	2:53.204	33.678	47.286	35.042		14:18:01.483

(20) Sandra SCHINNERL

1	3:00.509	38.534	51.955	40.254	49.766	9:16:23.523
p2	3:16.034	39.111	52.464	40.417		9:19:39.557
p3	1:04:55.689		52.407	39.440		10:24:35.246
4	4:00.439		50.627	39.479	47.431	10:28:35.685
5	2:52.404	35.665	50.482	38.819	47.438	10:31:28.089
6	2:54.659	36.330	50.556	38.775	48.998	10:34:22.748
7	2:51.876	35.982	49.926	37.995	47.973	10:37:14.624
p8	3:06.021	36.281	49.894	38.439		10:40:20.645
9	1:03:45.548		50.037	37.484	46.492	11:44:06.193
10	2:52.103	35.188	51.817	38.257	46.841	11:46:58.296
11	2:47.628	35.343	48.538	37.739	46.008	11:49:45.924
12	2:47.085	34.958	48.339	37.503	46.285	11:52:33.009
13	2:45.562	34.039	48.056	37.533	45.934	11:55:18.571
p14	3:02.381	35.163	47.605	36.697		11:58:20.952
15	2:07:31.589		48.859	37.085	48.616	14:05:52.541
16	2:46.888	33.846	47.758	37.026	48.258	14:08:39.429
17	2:46.664	34.673	47.803	36.801	47.387	14:11:26.093
18	2:46.840	34.085	48.697	37.588	46.470	14:14:12.933
19	2:47.585	34.492	49.229	36.806	47.058	14:17:00.518
p20	3:00.568	34.163	47.020	36.610		14:20:01.086

(2) Martin SANDHÖFNER

1	3:09.768	38.803	56.139	42.793	52.033	9:14:04.540
2	3:07.591	39.964	55.994	40.675	50.958	9:17:12.131
p3	3:26.944	40.364	55.303	41.346		9:20:39.075
4	1:04:01.715		54.636	40.600	51.707	10:24:40.790
5	3:04.811	39.196	54.065	41.102	50.448	10:27:45.601
p6	3:21.403	37.083	52.130	39.040		10:31:07.004
7	3:22.572		52.312	39.084	49.158	10:34:29.576
8	2:58.868	37.335	52.327	39.162	50.044	10:37:28.444
p9	3:12.875	37.481	51.934	38.524		10:40:41.319
10	1:02:55.129		55.032	40.526	51.329	11:43:36.448
11	2:59.624	37.957	52.763	39.191	49.713	11:46:36.072
p12	3:21.683	38.375	53.505	40.823		11:49:57.755
13	3:31.154		55.126	41.245	50.759	11:53:28.909
14	2:57.672	37.315	51.576	39.470	49.311	11:56:26.581

Chief of Timing & Scoring: György Lakatos

Orbits

Race Director

